



# Standard Eurobarometer 102

## Autumn 2024

First Results

*Autumn 2024*

Survey requested and coordinated by the European Commission, Directorate-General for Communication and conducted by Verian

# Methodology

- **Coverage**
  - 27 EU Member States
  - The candidate countries (AL, BA, GE, ME, MK, RS, TR, MD)
  - Other countries and territories (CYtcc, UK, XK)
- **Fieldwork dates**
  - 10/10/2024 – 5/11/2024
- **Data collection method**
  - **Face to face\*** (primary method)
- **Total number of completed interviews**
  - **26,525** (EU27)
  - **36,659** (all 38 countries and territories)
- **Population**
  - 15 years +
- **The total EU**
  - is weighted according to the size of the population of each country

# Table of Contents

1. Europeans and the European Union

2. The economic situation

3. EU citizenship

4. The main concerns of Europeans

5. Russia's invasion of Ukraine

6. EU policies and priorities

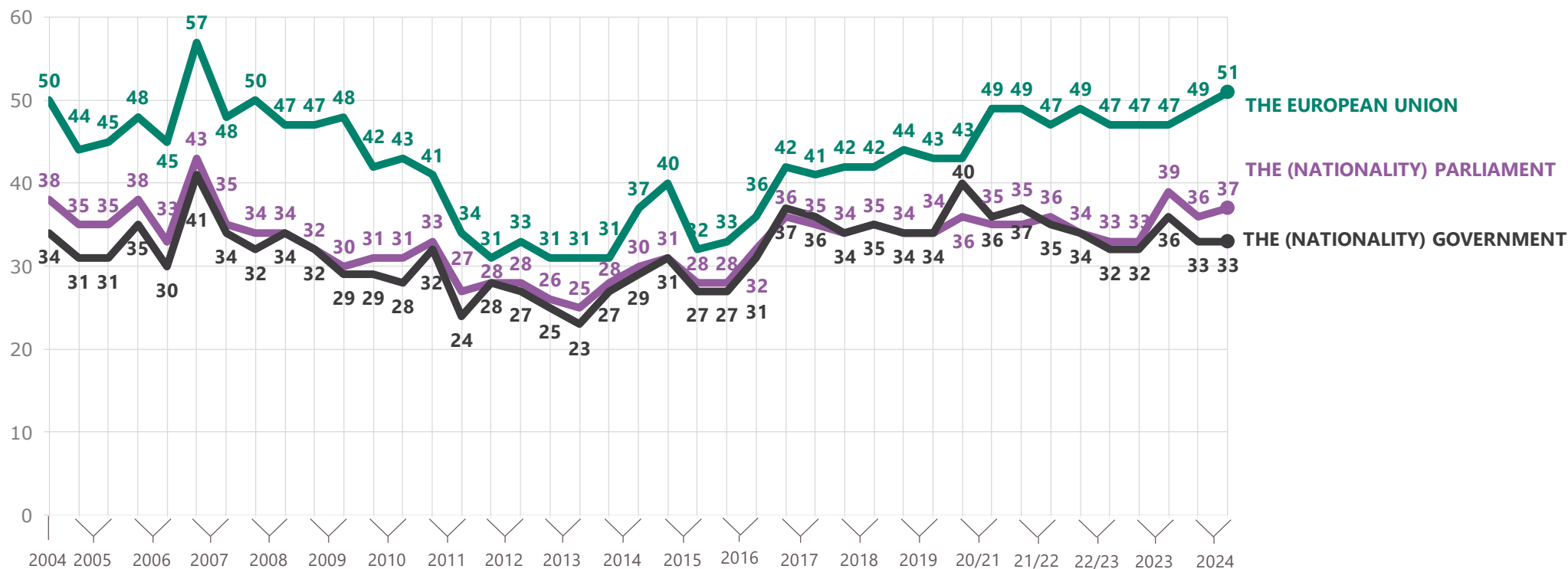
Key takeaways

1

# Europeans and the European Union

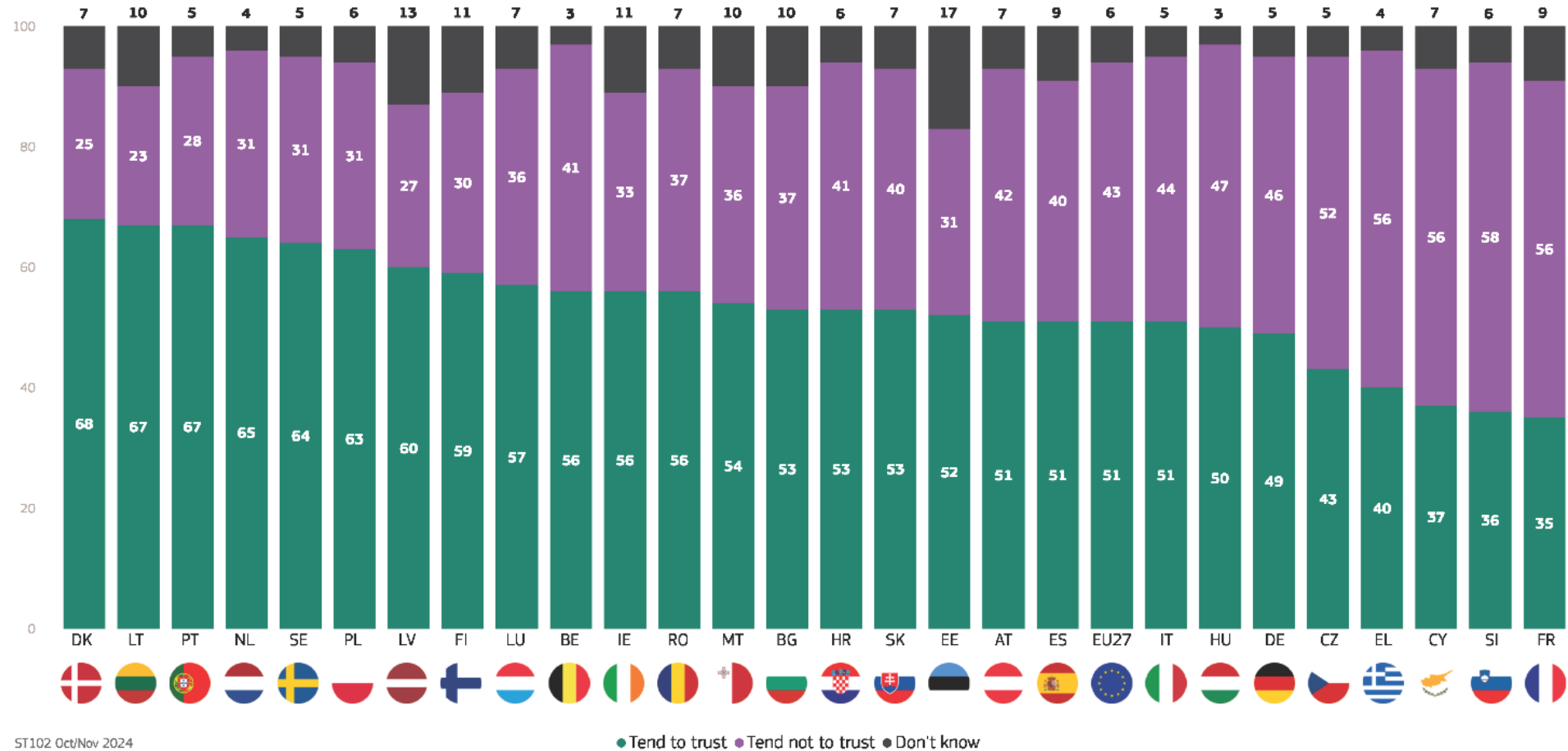
# The share of EU citizens trusting the EU has increased (51%, +2 pp), reaching its highest level since 2007. It has slightly increased for national parliaments (37%, +1 pp) and has remained stable for national governments (33%, =)

**QA6** How much trust do you have in certain institutions? For each of the following institutions, do you tend to trust it or tend not to trust it?  
 (% - EU - TEND TO TRUST)



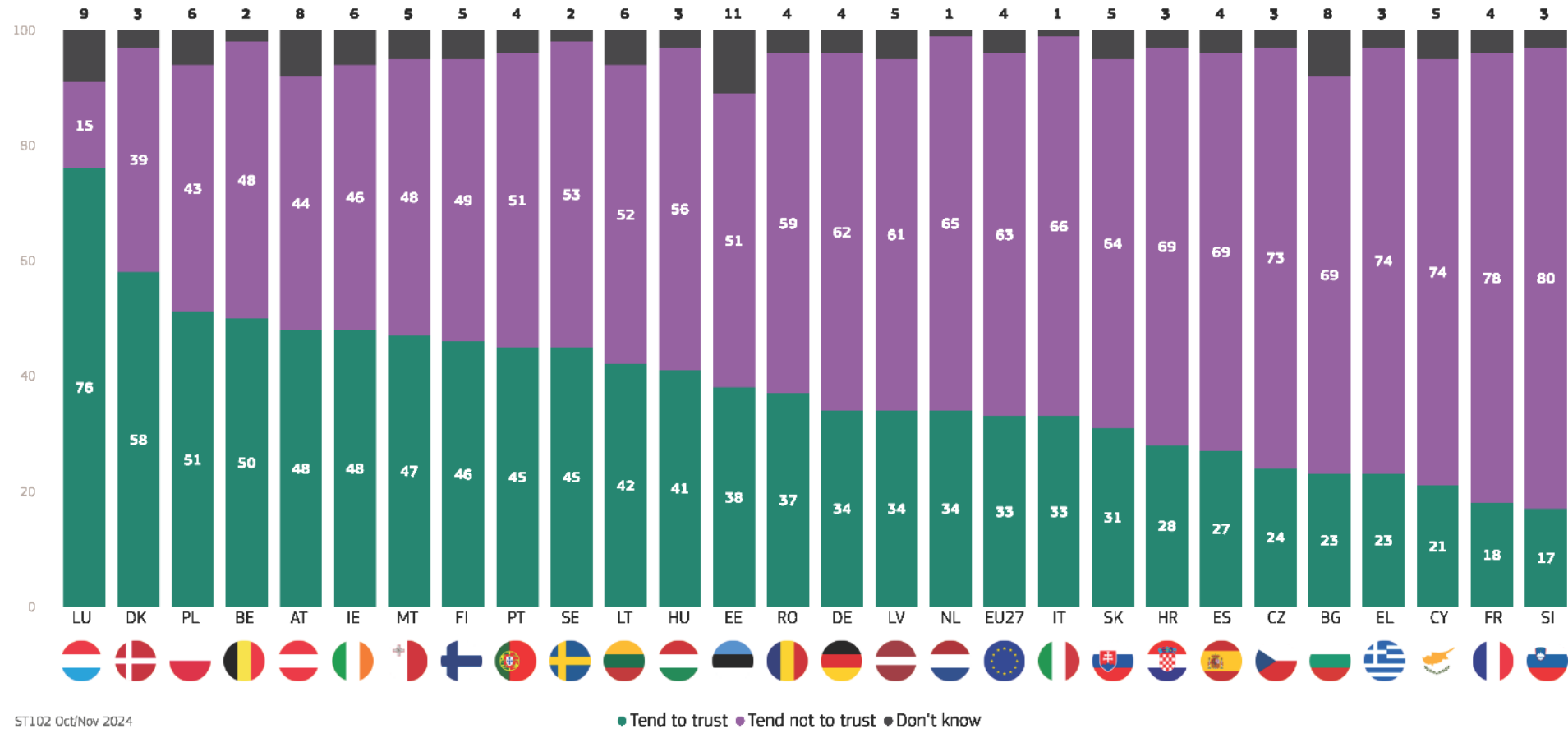
## A majority of respondents in 22 EU Member States trust the EU, with the highest levels observed in Denmark (68%), Lithuania and Portugal (both 67%)

QA6.8. How much trust do you have in certain institutions? For each of the following institutions, do you tend to trust it or tend not to trust it?--The European Union (%)



# A majority of respondents tend to trust their national government in six EU Member States: Luxembourg (76%), Denmark (58%), Poland (51%), Belgium (50%), Austria and Ireland (both 48%)

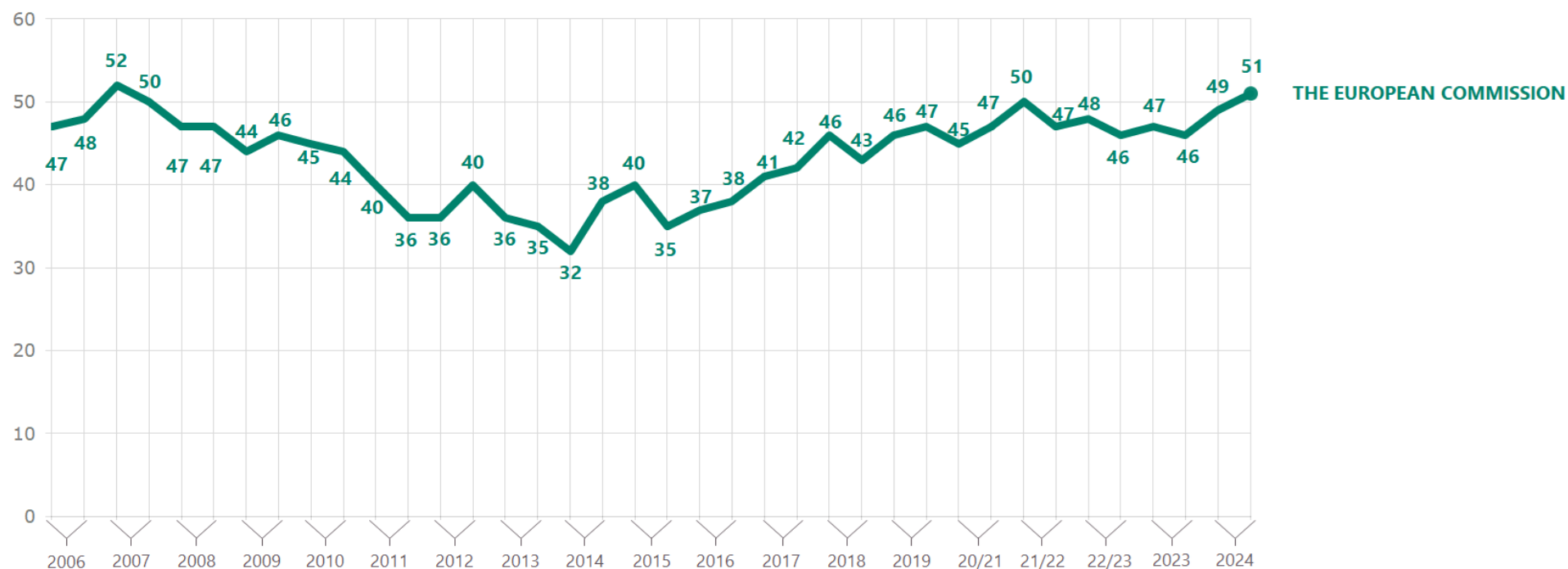
QA6.6. How much trust do you have in certain institutions? For each of the following institutions, do you tend to trust it or tend not to trust it?--The (NATIONALITY) Government (%)



ST102 Oct/Nov 2024

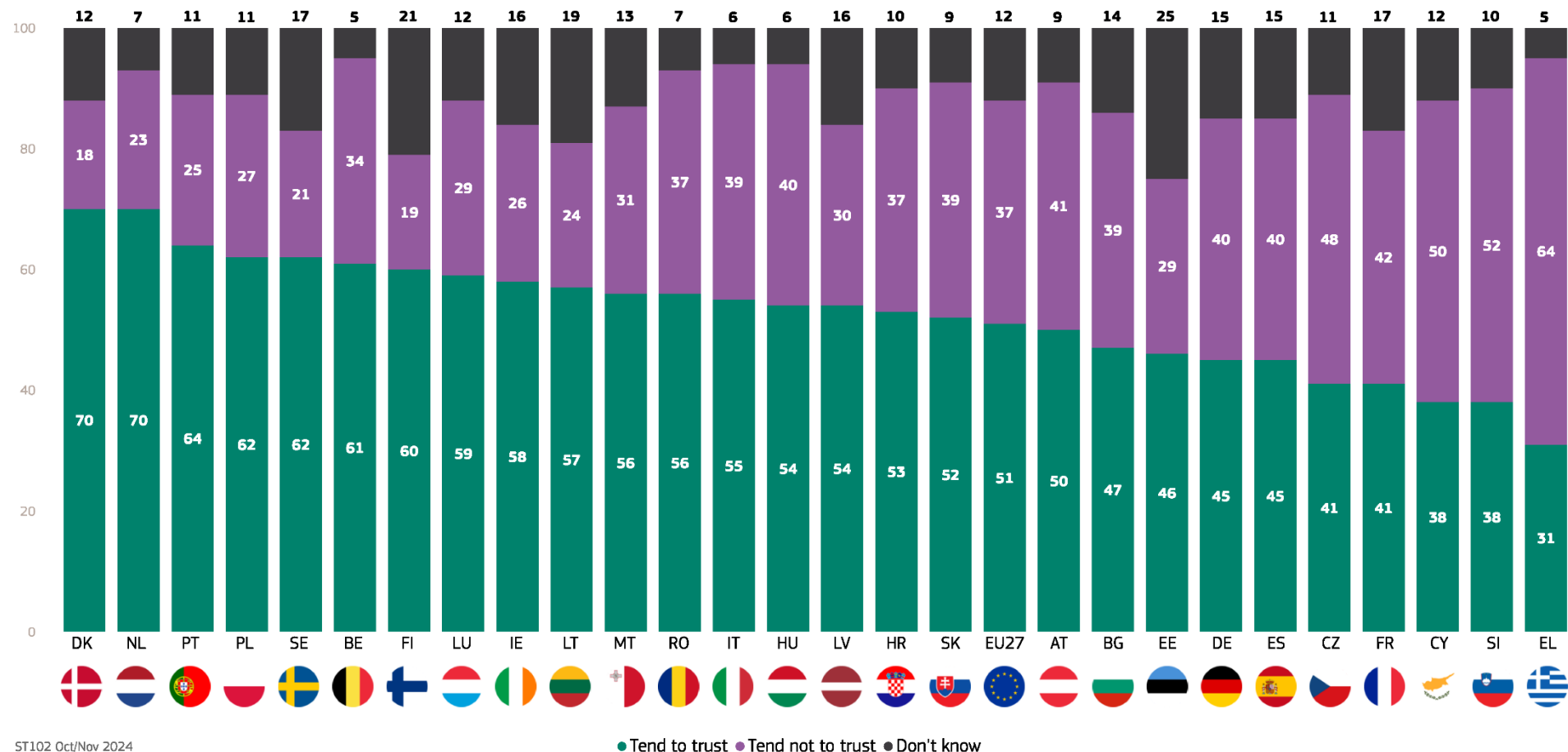
## More than half of the respondents trust the European Commission (51%). This result has slightly increased since spring 2024 (+2 pp) and has reached its highest level since 2007

QA9 And do you tend to trust or tend not to trust these European institutions?  
(% - EU - TEND TO TRUST)



## In 22 EU Member States, a majority of respondents tend to trust the European Commission, with the highest levels observed in Denmark and the Netherlands (both 70%)

QA9.2. Please tell if you tend to trust or tend not to trust these European institutions?:-The European Commission (%)

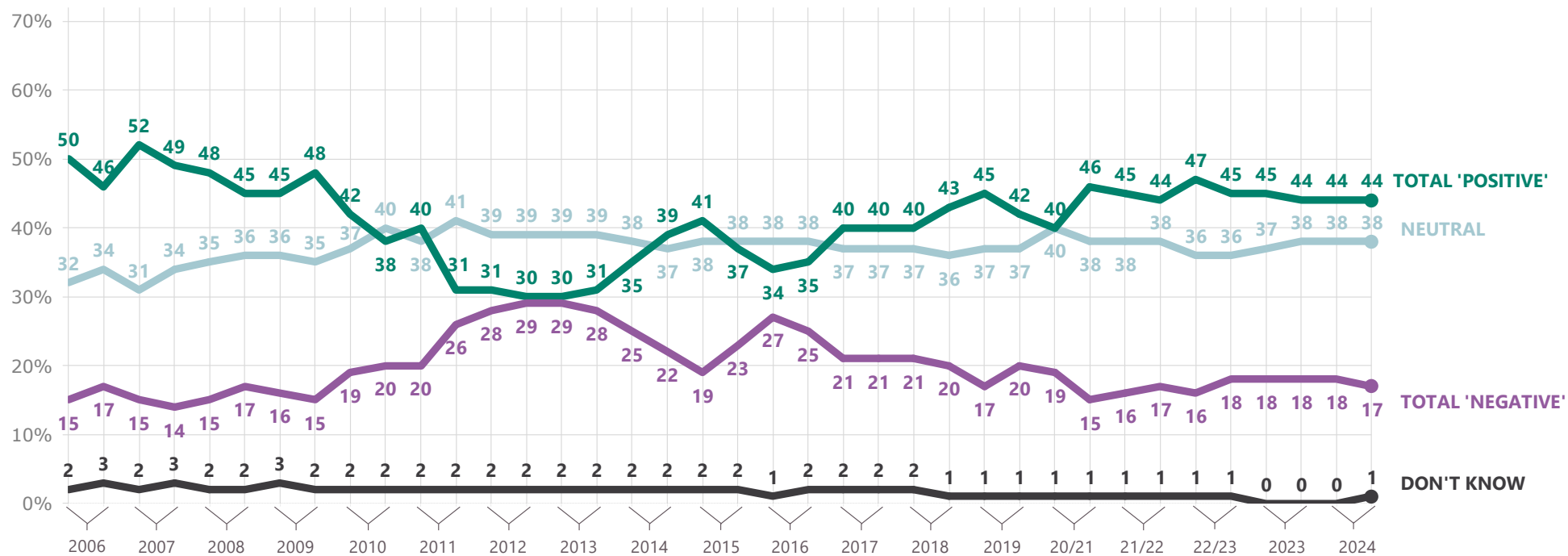


ST102 Oct/Nov 2024

● Tend to trust ● Tend not to trust ● Don't know

# The positive image of the EU has remained stable (44%) since autumn 2023

**D78** In general, does the EU conjure up for you a very positive, fairly positive, neutral, fairly negative or very negative image? (% - EU)



# Positive views (44%) and neutral views (38%) outnumber negative views (17%) of the EU

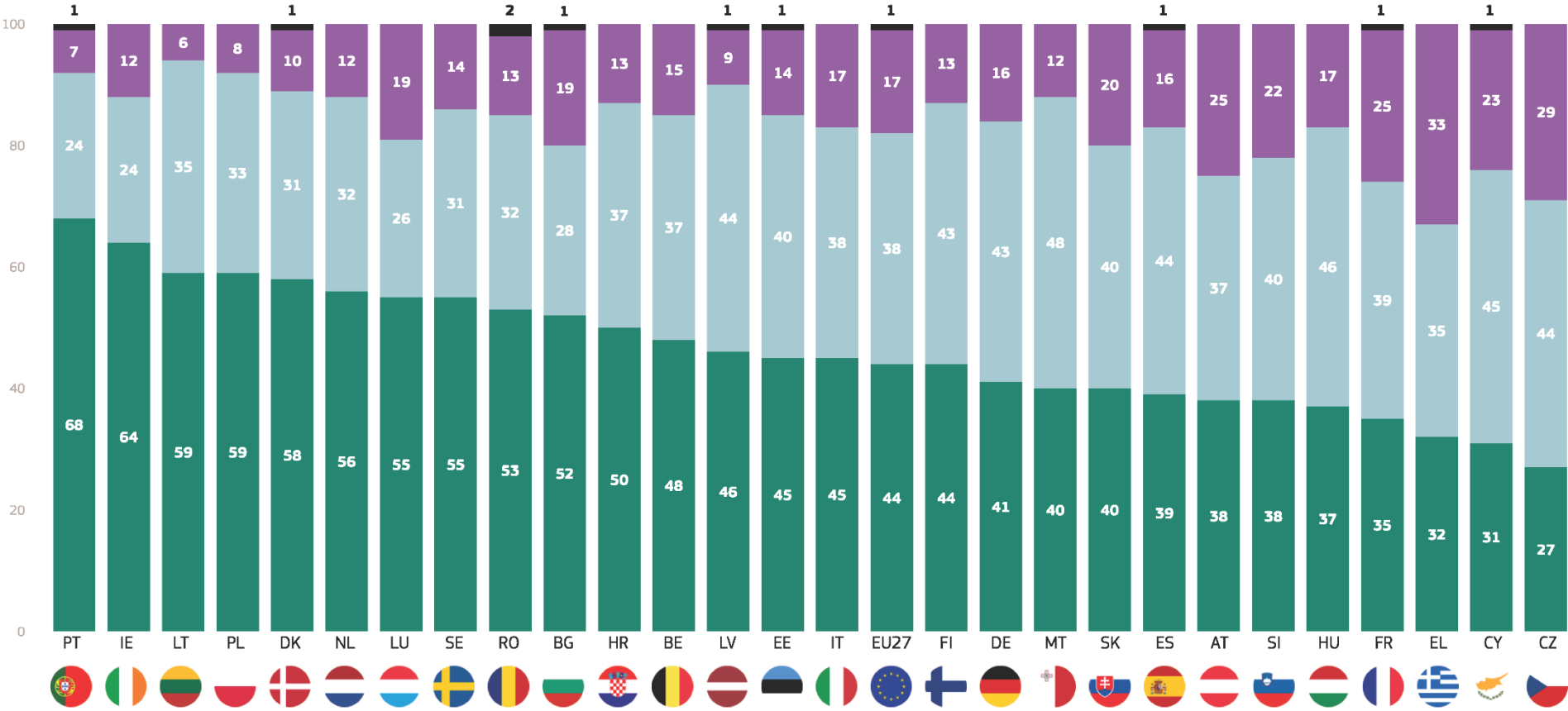
D78 In general, does the EU conjure up for you a very positive, fairly positive, neutral, fairly negative or very negative image? (%)



		EU27	RO	PL	EE	FR	LV	BE	IT	LT	LU	MT	SI	NL	AT	PT	SE	BG	DK	DE	IE	ES	HR	SK	HU	FI	EL	CZ	CY
Very positive	Oct/Nov 2024	5	7	9	5	2	8	4	3	12	8	8	6	10	8	5	9	15	13	5	22	3	9	6	5	5	3	3	3
	Δ Apr/May 2024	▼1	=	▲3	=	▼1	=	=	▼2	▲2	▼3	▲1	▼1	▲3	▲2	▲2	=	▲2	▼4	▼1	▲2	▼2	▼1	▲2	▼1	▼1	▼1	▼1	▼7
Fairly positive	Oct/Nov 2024	39	46	50	40	33	38	44	42	47	47	32	32	46	30	63	46	37	45	36	42	36	41	34	32	39	29	24	28
	Δ Apr/May 2024	▲1	▲7	▲2	▲2	▲3	▲2	▲1	▲3	▼1	▲4	=	▲2	▼3	▼2	▼2	=	▼3	▲3	=	▼4	▼1	▼2	▼6	▼4	▼4	▼5	▼7	▼1
Neutral	Oct/Nov 2024	38	32	33	40	39	44	37	38	35	26	48	40	32	37	24	31	28	31	43	24	44	37	40	46	43	35	44	45
	Δ Apr/May 2024	=	▼7	=	▼1	▲1	▼1	▲4	▼2	=	▼3	▲3	▼6	▲3	▲3	▼2	▼2	=	=	▲2	=	=	▲3	▲6	▲4	▲3	▼2	▲9	▲5
Fairly negative	Oct/Nov 2024	14	11	7	10	20	8	12	14	5	14	10	16	10	18	7	10	14	8	13	9	13	10	16	15	12	25	23	17
	Δ Apr/May 2024	=	▼1	▼3	▼2	▼1	=	▼5	=	=	▲1	▼3	▲4	▼1	▼1	▲2	▲1	▲1	▲1	=	▲1	▲2	▼1	▼3	▲2	▲3	▲5	▲2	▲1
Very negative	Oct/Nov 2024	3	2	1	4	5	1	3	3	1	5	2	6	2	7	0	4	5	2	3	3	3	3	4	2	1	8	6	6
	Δ Apr/May 2024	▼1	=	▼2	▲1	▼2	▼1	=	▲1	=	▲2	▼1	▲2	▼2	▼1	=	▲1	=	=	▼1	▲1	▲1	▲1	▲1	▼1	=	▲3	▼3	▲1
Don't know	Oct/Nov 2024	1	2	0	1	1	1	0	0	0	0	0	0	0	0	1	0	1	1	0	0	1	0	0	0	0	0	0	1
	Δ Apr/May 2024	▲1	▲1	=	=	=	=	=	=	▼1	▼1	=	▼1	=	▼1	=	=	=	=	=	=	=	=	=	=	=	▼1	=	▲1
Total 'Positive'	Oct/Nov 2024	44	53	59	45	35	46	48	45	59	55	40	38	56	38	68	55	52	58	41	64	39	50	40	37	44	32	27	31
	Δ Apr/May 2024	=	▲7	▲5	▲2	▲2	▲2	▲1	▲1	▲1	▲1	▲1	▲1	=	=	=	=	▼1	▼1	▼1	▼2	▼3	▼3	▼4	▼5	▼5	▼6	▼8	▼8
Total 'Negative'	Oct/Nov 2024	17	13	8	14	25	9	15	17	6	19	12	22	12	25	7	14	19	10	16	12	16	13	20	17	13	33	29	23
	Δ Apr/May 2024	▼1	▼1	▼5	▼1	▼3	▼1	▼5	▲1	=	▲3	▼4	▲6	▼3	▼2	▲2	▲2	▲1	▲1	▼1	▲2	▲3	=	▼2	▲1	▲3	▲8	▼1	▲2

The highest proportions of 'positive image' can be observed in Portugal (68%), Ireland (64%), Lithuania and Poland (both 59%) and the lowest in Czechia (27%), Cyprus (31%) and Greece (32%)

D78. In general, does the EU conjure up for you a very positive, fairly positive, neutral, fairly negative or very negative image? (%)

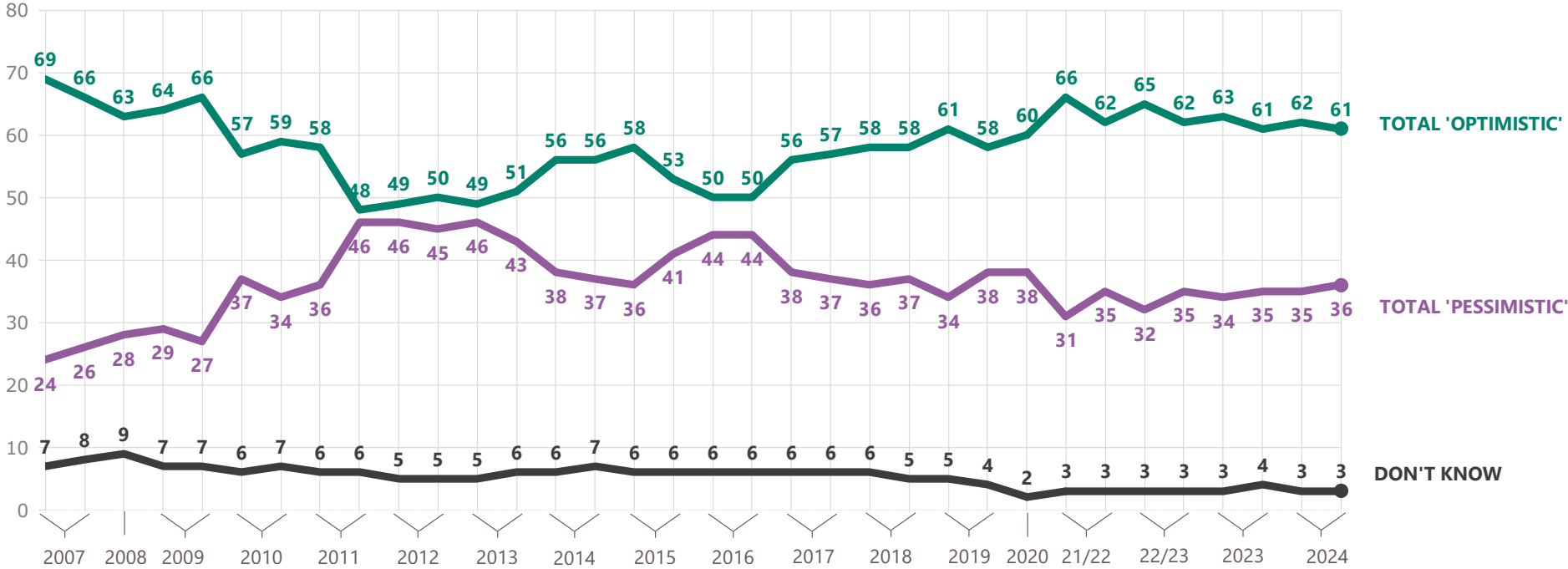


ST102 Oct/Nov 2024

● Total 'Positive' ● Neutral ● Total 'Negative' ● Don't know

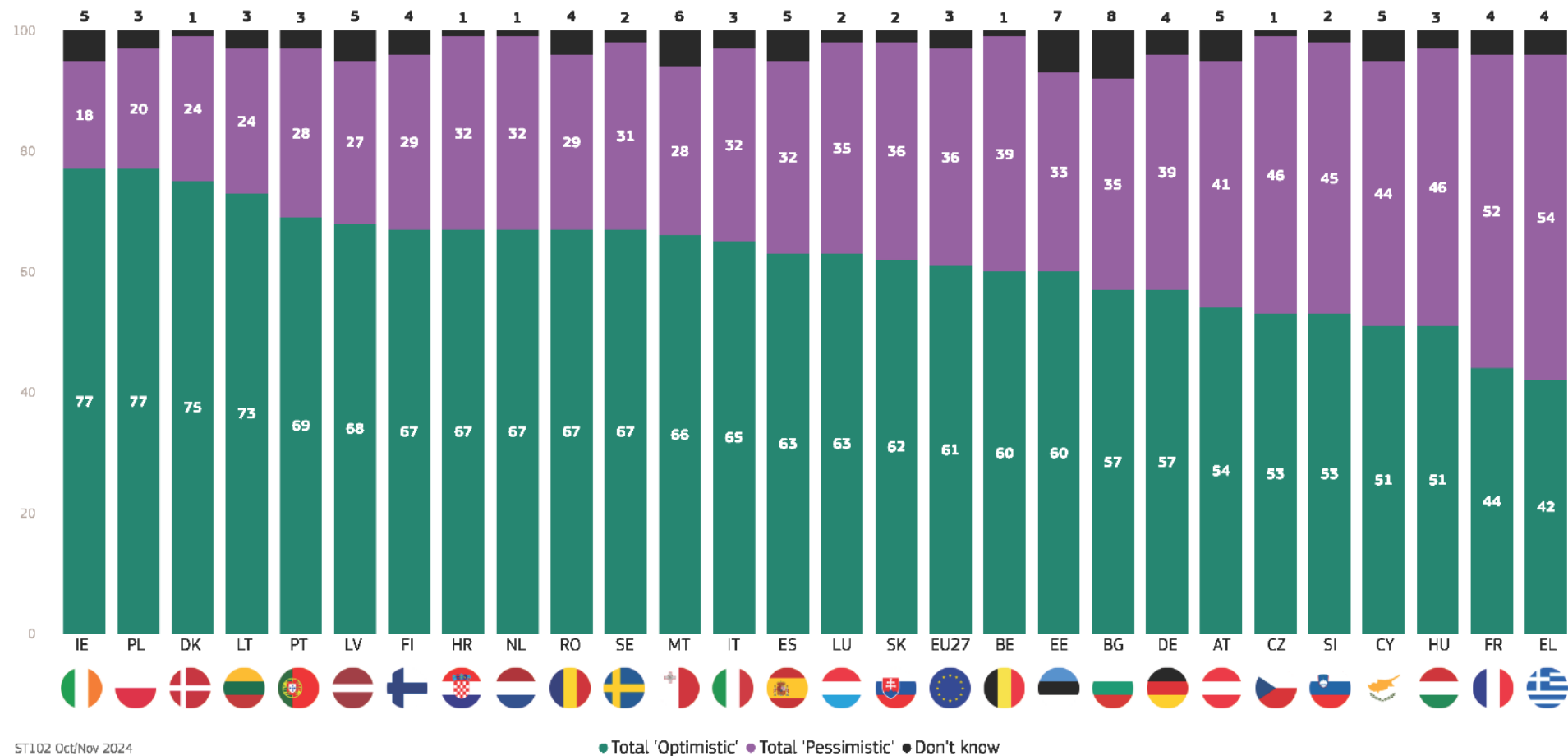
# Optimism about the future of the EU remains at a high level (61%), despite a one-point decrease since spring 2024

**QA11** Would you say that you are very optimistic, fairly optimistic, fairly pessimistic or very pessimistic about the future of the EU?  
(% - EU)



## Levels of optimism about the future of the EU vary considerably between countries, ranging from 77% in Ireland and Poland to 42% in Greece

QA11. Would you say that you are very optimistic, fairly optimistic, fairly pessimistic or very pessimistic about the future of the EU? (%)

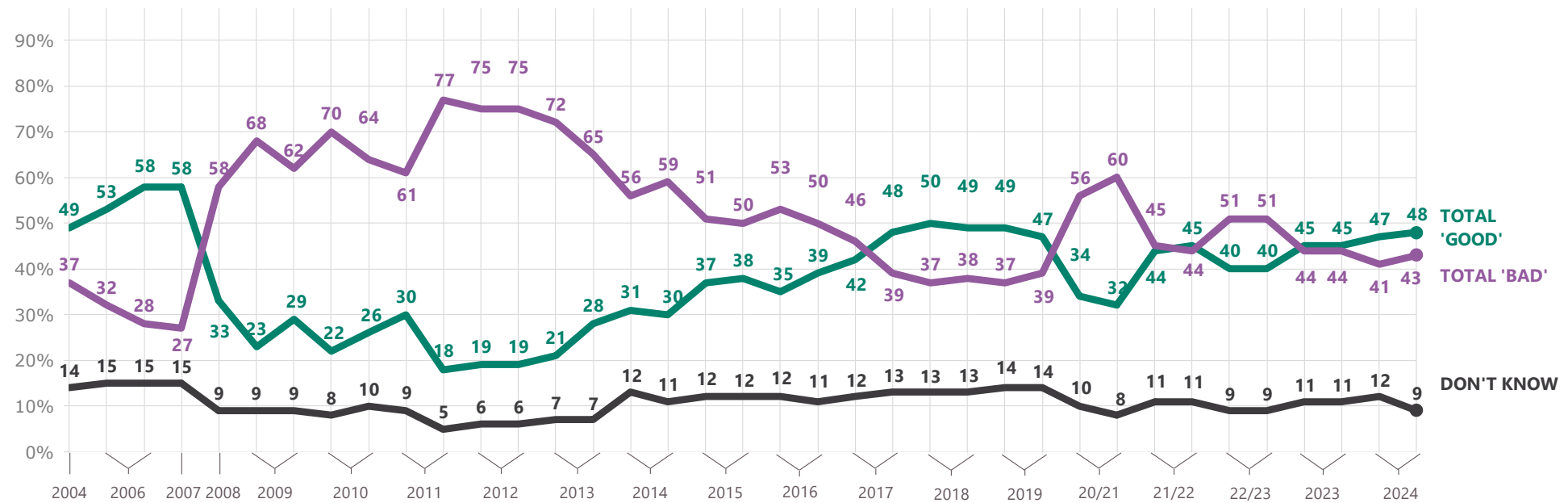


# 2

## The economic situation

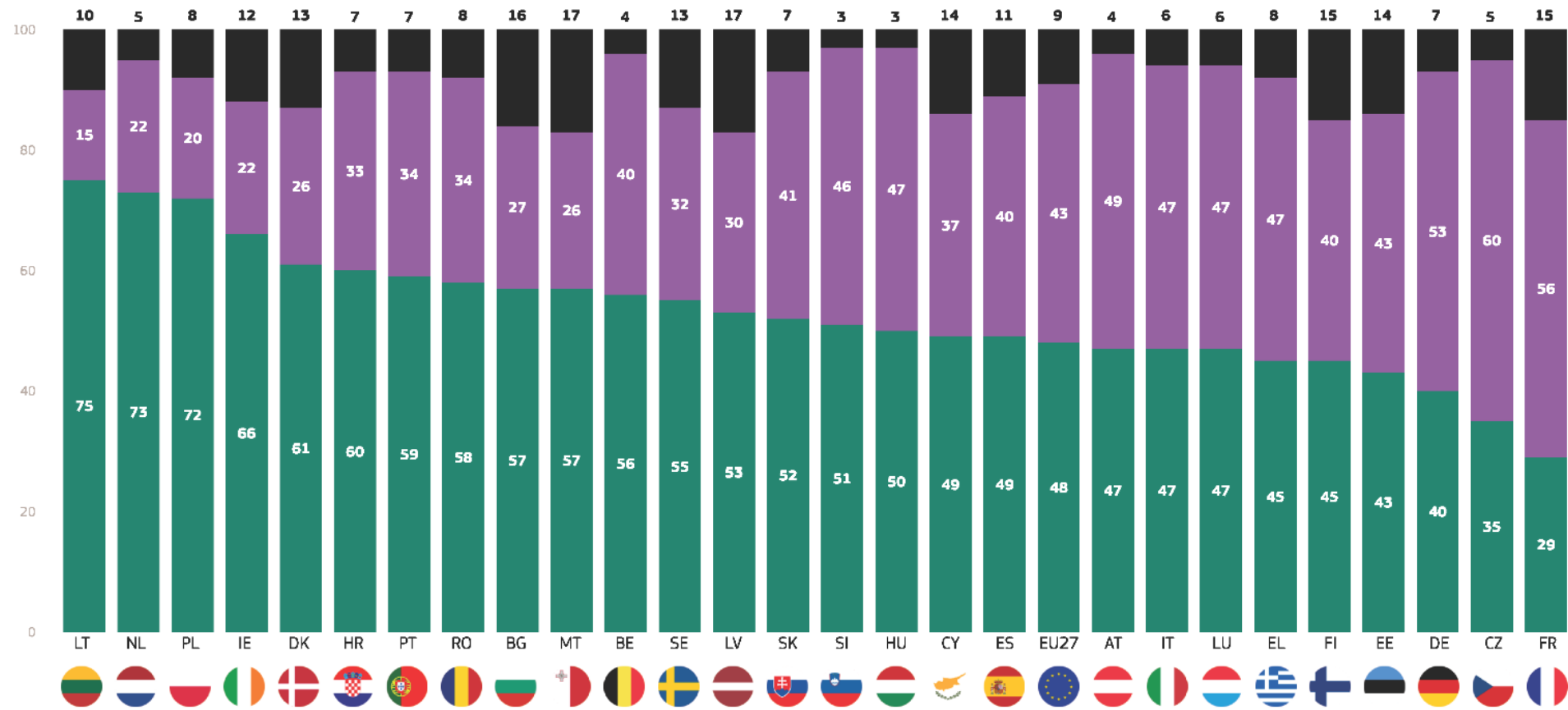
# The perception of the current situation of the European economy as 'good' has risen to 48% (+1 pp) since spring 2024, the highest level since 2019

**QA1.3** How would you judge the current situation in each of the following?  
**The situation of the European economy (% - EU)**



# In 19 countries, more respondents judge the current situation of the European economy to be 'good' rather than 'bad'

QA1.3. How would you judge the current situation in each of the following?:-The situation of the European economy (%)

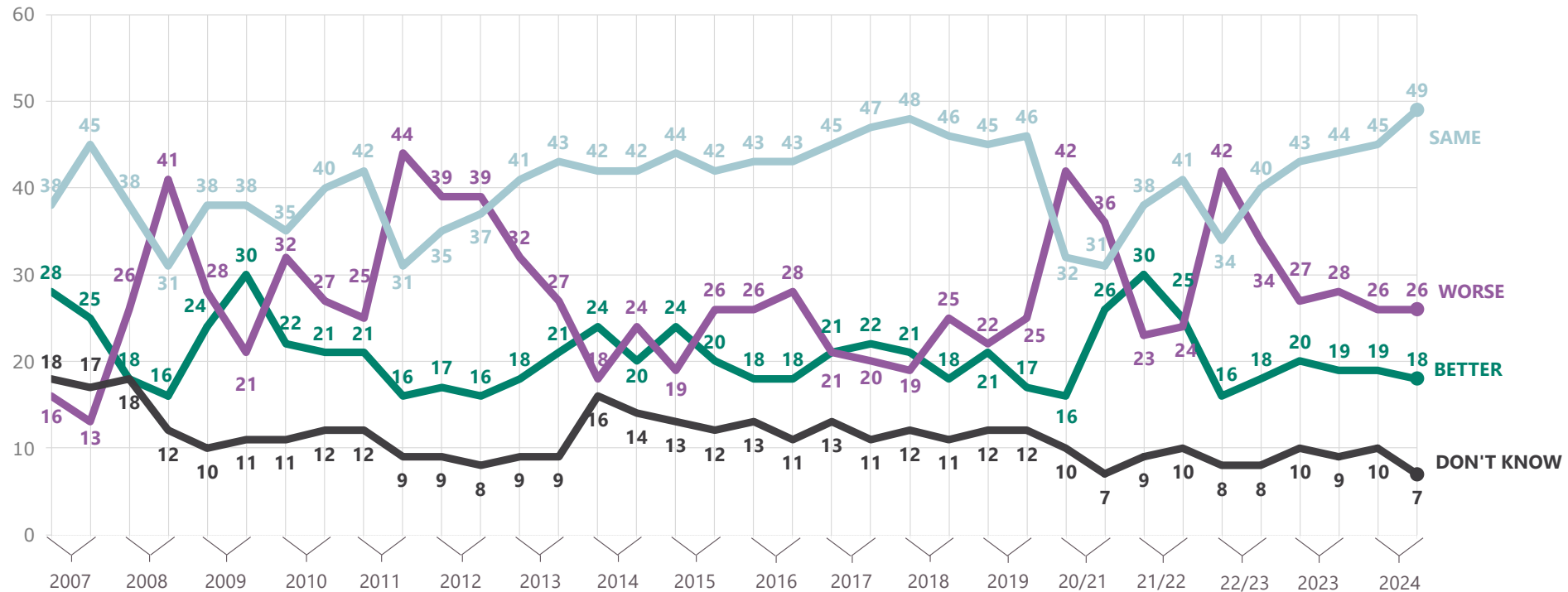


ST102 Oct/Nov 2024

● Total 'Good' ● Total 'Bad' ● Don't know

# Expectations that the economic situation in the EU will get 'better' in the next twelve months have decreased slightly (18%, -1 pp) since spring 2024

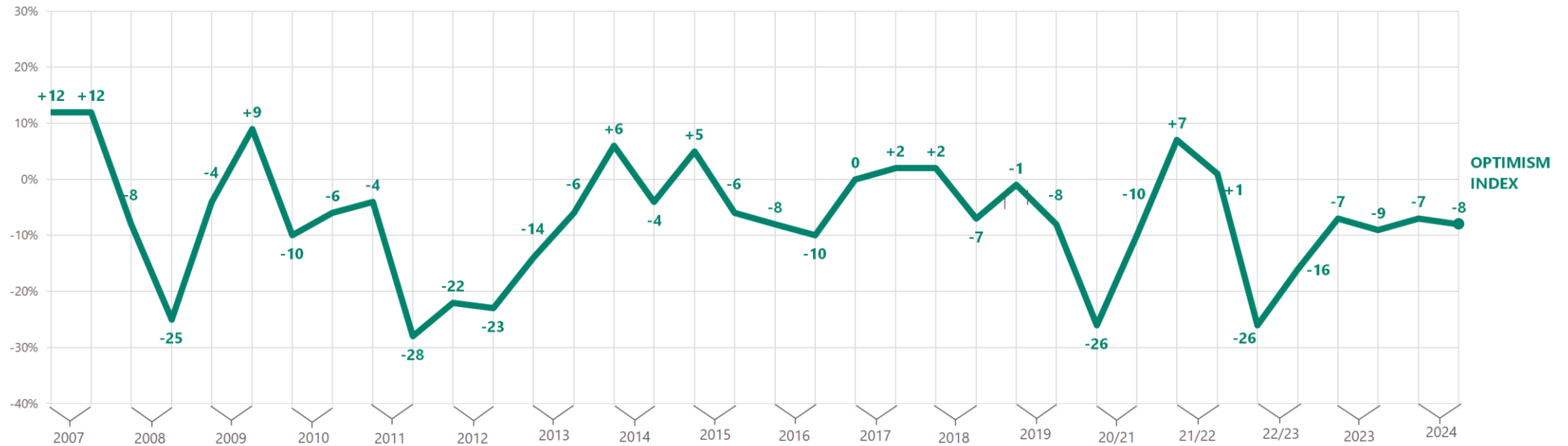
**QA2.7** What are your expectations for the next twelve months: will the next twelve months be better, worse or the same, when it comes to...?  
**The economic situation in the EU (% - EU)**



# At -8, the optimism index for the economic situation in the EU for the next twelve months has slightly decreased since spring 2024 (-1 index point)

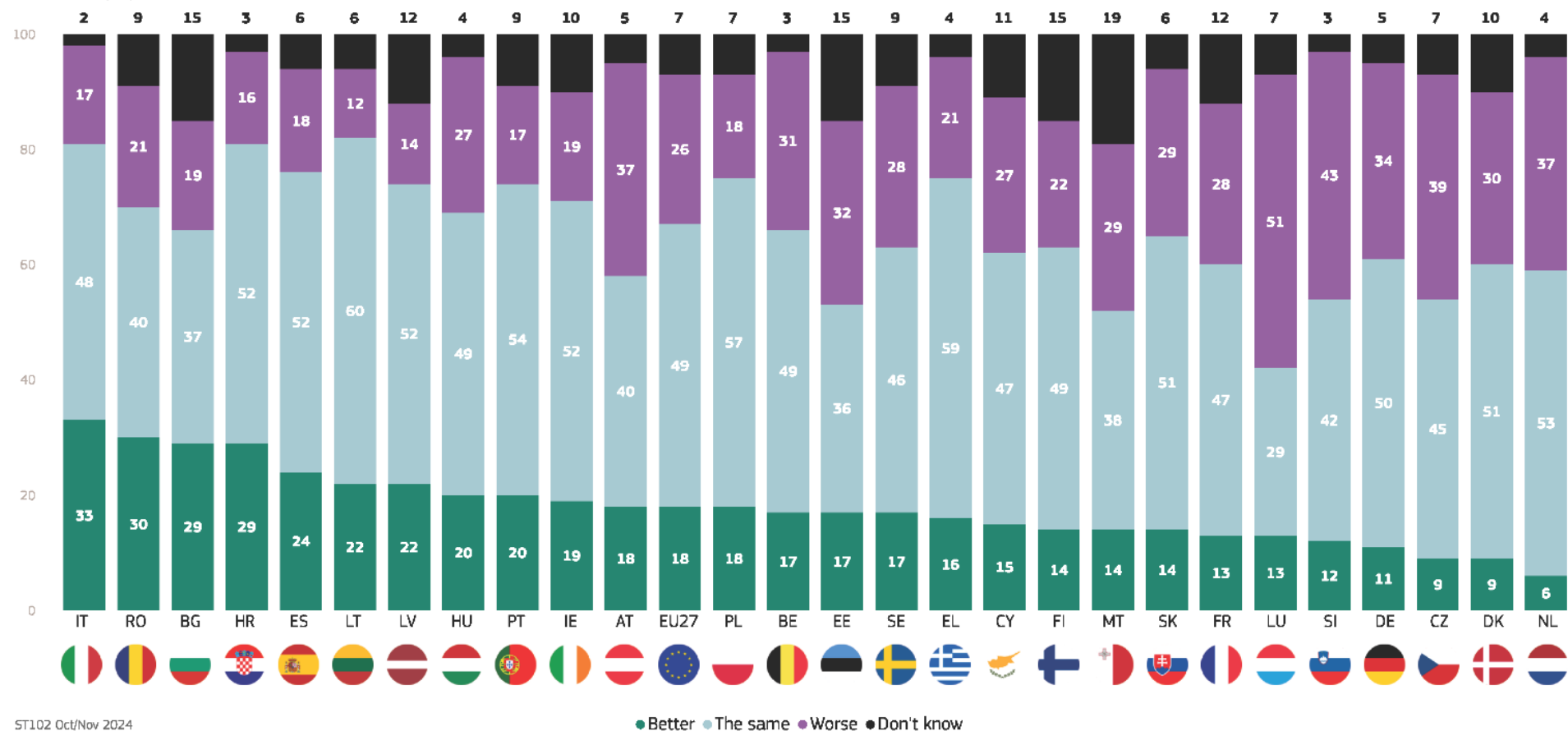
QA2.7 What are your expectations for the next twelve months: will the next twelve months be better, worse or the same, when it comes to...?

The economic situation in the EU (EU - OPTIMISM INDEX (BETTER - WORSE))



## In 25 EU Member States, a majority of respondents expect the economic situation in the EU to stay the same over the next twelve months; Luxembourg (51% "worse") and Slovenia (43%) are the exceptions

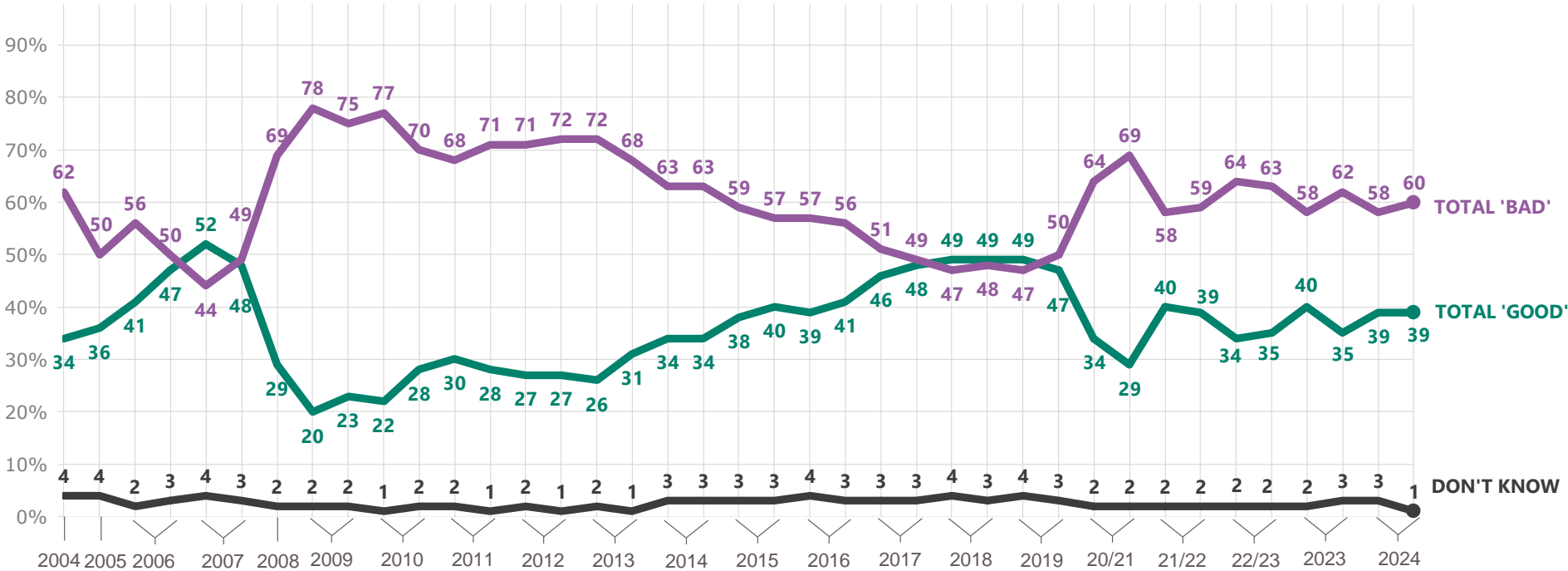
QA2.7. What are your expectations for the next twelve months:- will the next twelve months be better, worse or the same, when it comes to...? :-The economic situation in the EU (%)



ST102 Oct/Nov 2024

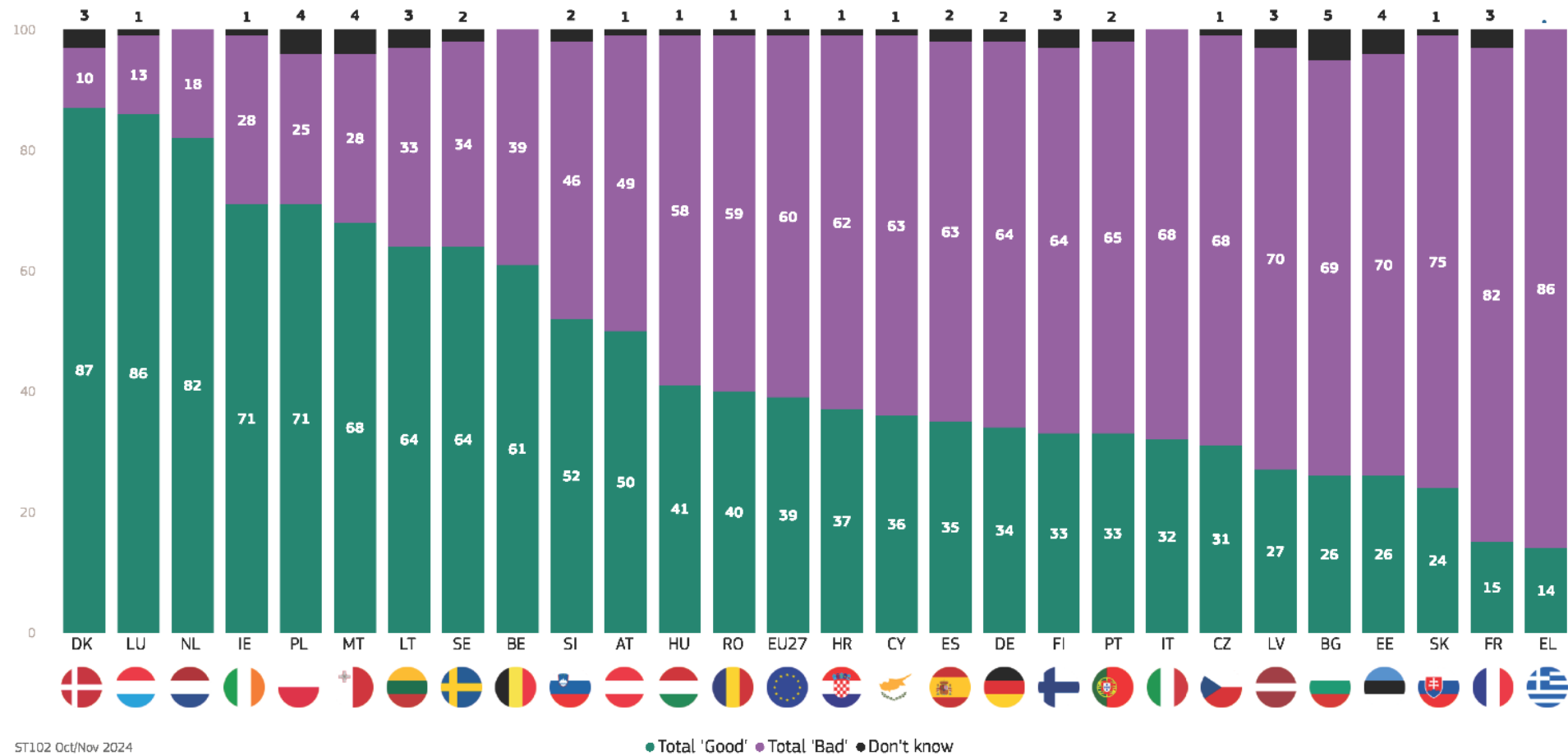
# The perception of the situation of the national economy as 'good' has remained stable since spring 2024 (39%, =)

**QA1.2** How would you judge the current situation in each of the following?  
**The situation of the (NATIONALITY) economy (% - EU)**



# The perception of the situation of the national economy varies considerably between countries: more than eight in ten judge it as 'good' in Denmark (87%), Luxembourg (86%) and the Netherlands (82%), compared to less than two in ten in Greece (14%) and France (15%)

QA1.2. How would you judge the current situation in each of the following?:-The situation of the (NATIONALITY) economy (%)

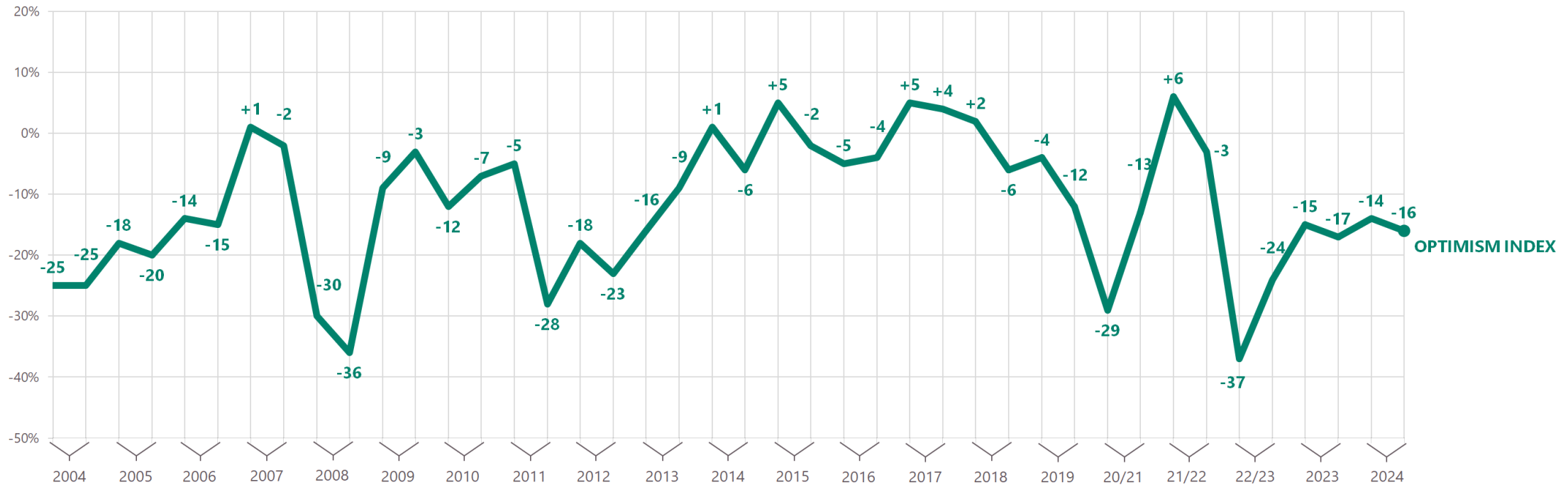


ST102 Oct/Nov 2024

# The optimism index (-16) on the expectations for the national economic situation in the next twelve months has slightly decreased since spring 2024 (-2 index points)

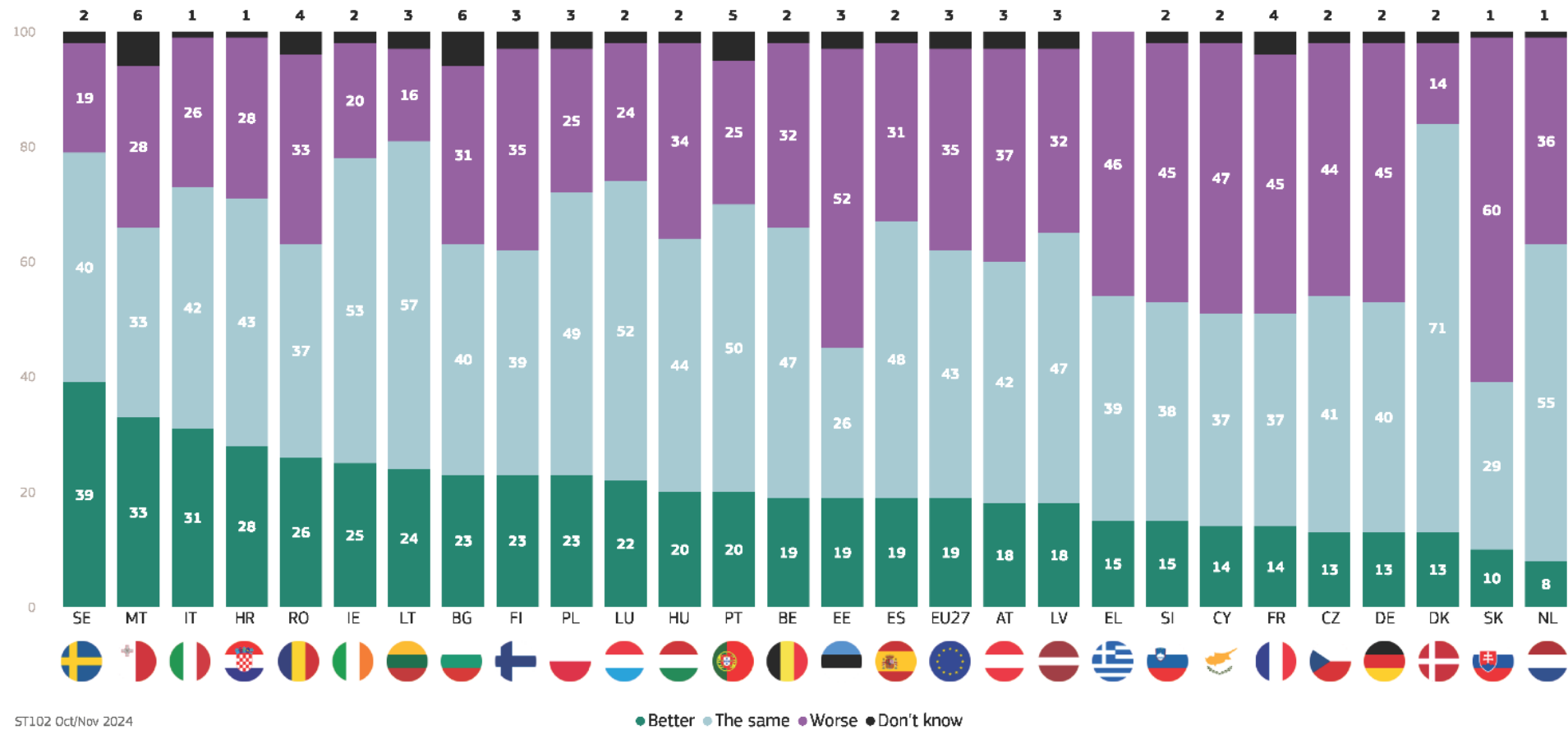
QA2.3 What are your expectations for the next twelve months: will the next twelve months be better, worse or the same, when it comes to...?

The economic situation in (OUR COUNTRY) (EU - OPTIMISM INDEX (BETTER - WORSE))



# In 19 EU Member States, a majority of respondents expect their country's economic situation to be the same over the next twelve months

QA2.3. What are your expectations for the next twelve months:- will the next twelve months be better, worse or the same, when it comes to...? :-The economic situation in (OUR COUNTRY) (%)

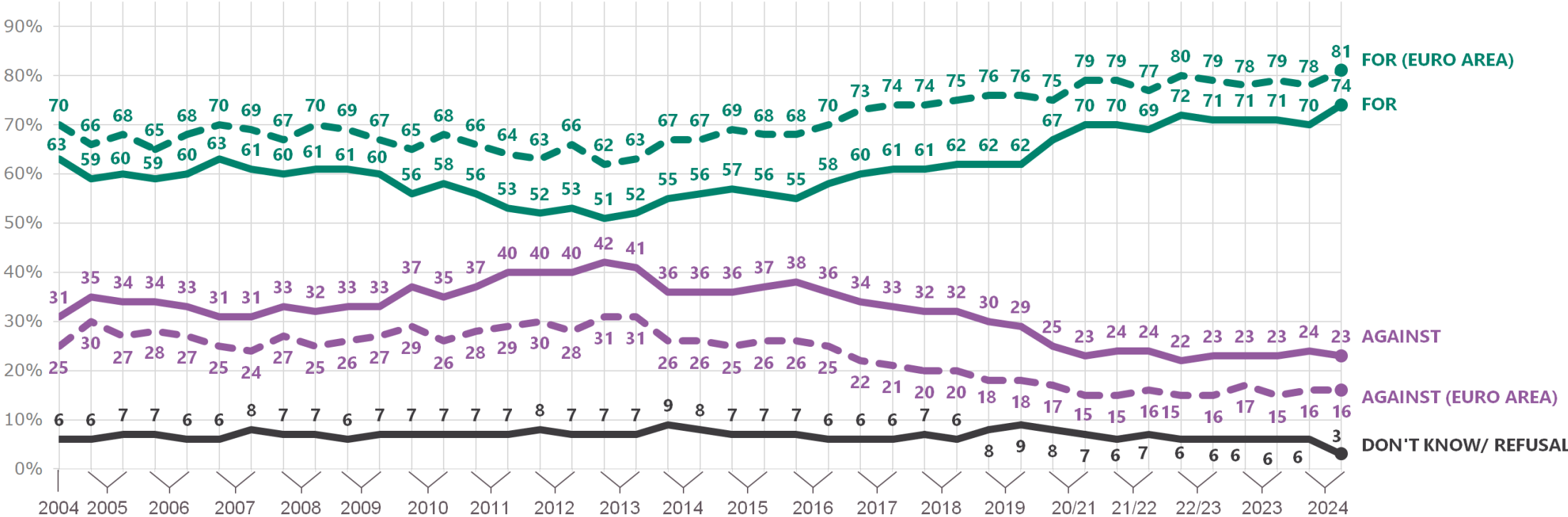


ST102 Oct/Nov 2024

# Almost three quarters (74%) of respondents are for a European economic and monetary union with one single currency, the euro (+4 pp since spring 2024 and the highest rate since the introduction of coins and banknotes in 2002)

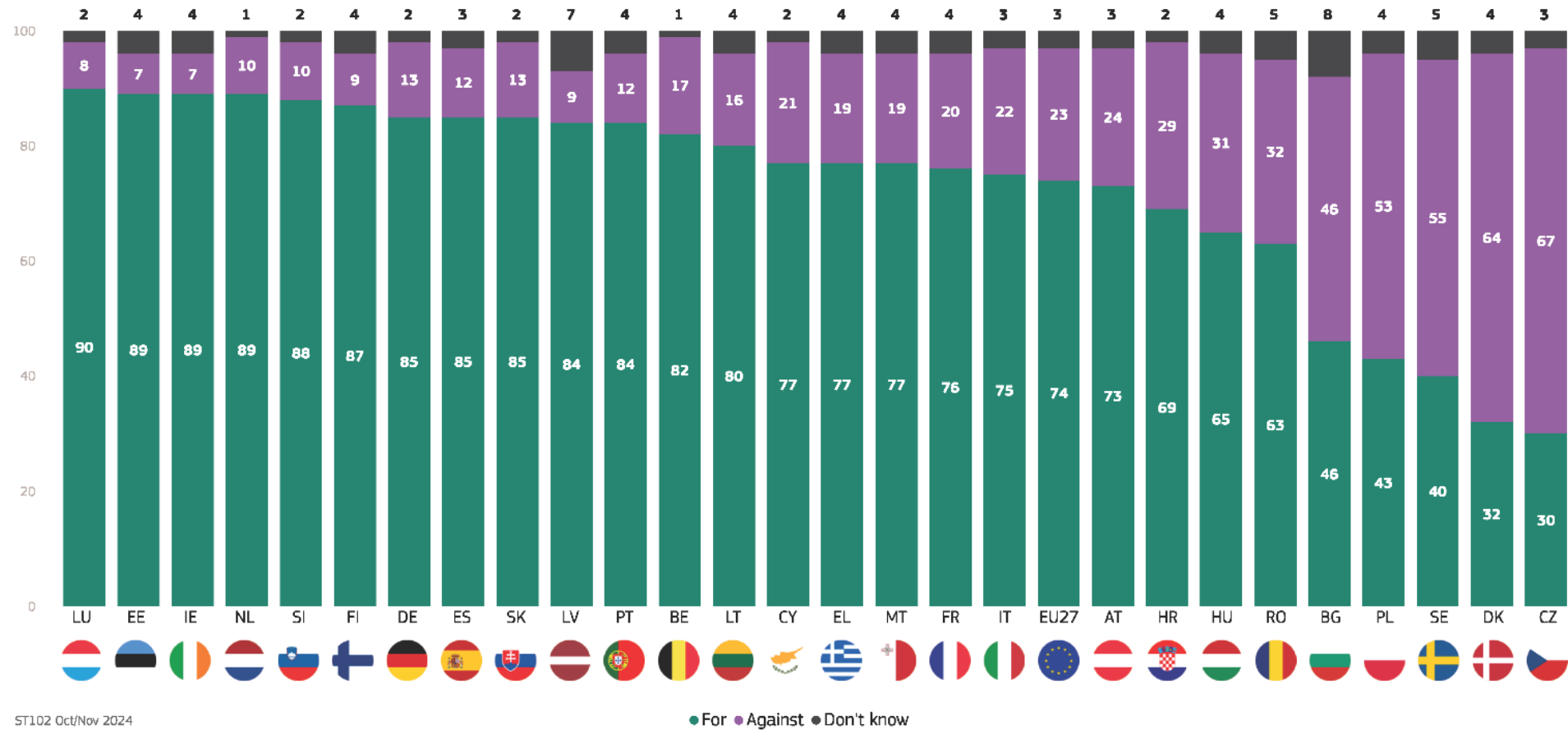
**QB1.9** What is your opinion on each of the following statements? Please tell for each statement, whether you are for it or against it.

**A European economic and monetary union with one single currency, the euro (% - EU)**



# In 22 Member States (all 20 euro-area countries as well as Hungary, and Romania), a majority of respondents are for a European economic and monetary union with one single currency, the euro

QB1.9. What is your opinion on each of the following statements? Please tell for each statement, whether you are for it or against it:—A European economic and monetary union with one single currency, the euro (%)



ST102 Oct/Nov 2024

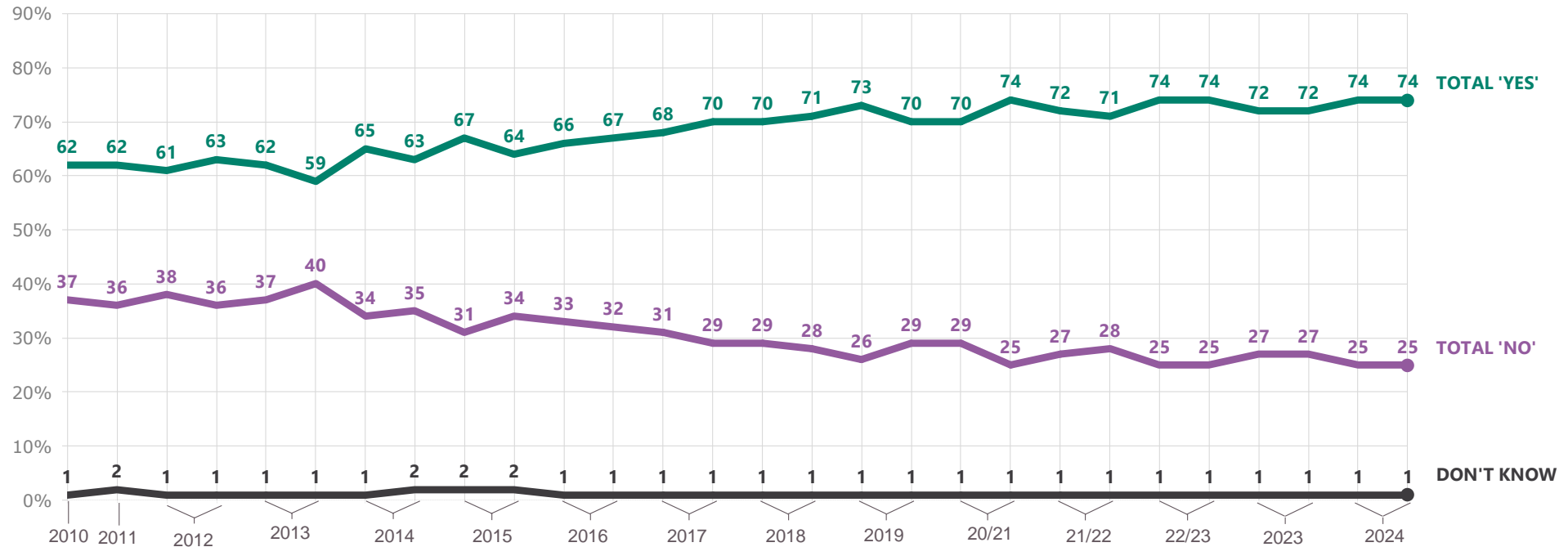
# 3

## EU citizenship

# The feeling of being a citizen of the EU has remained stable since spring 2024 (74%, =) and is still at its highest level

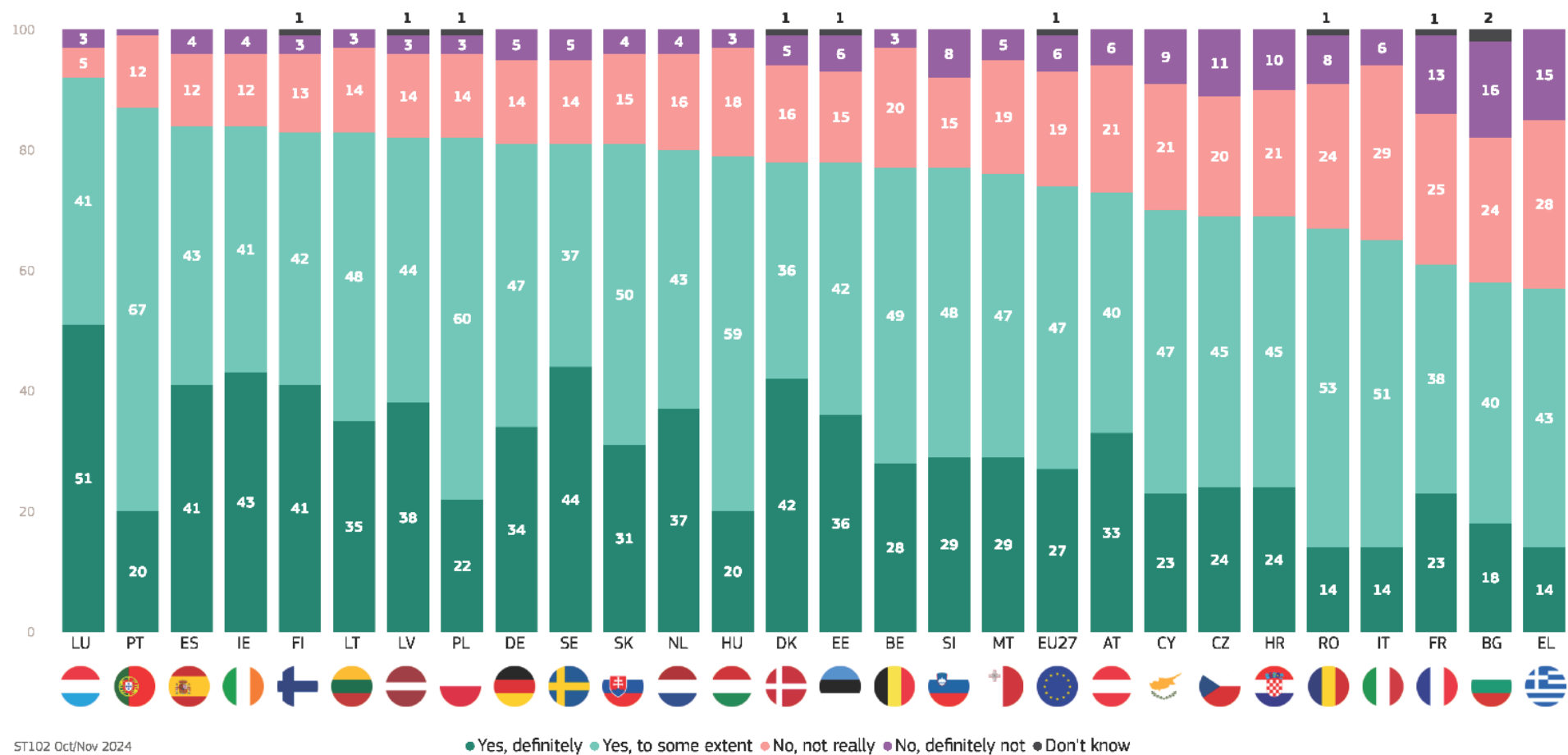
QC2.1 For each of the following statements, please tell to what extent it corresponds or not to your own opinion.

**You feel you are a citizen of the EU (% - EU)**



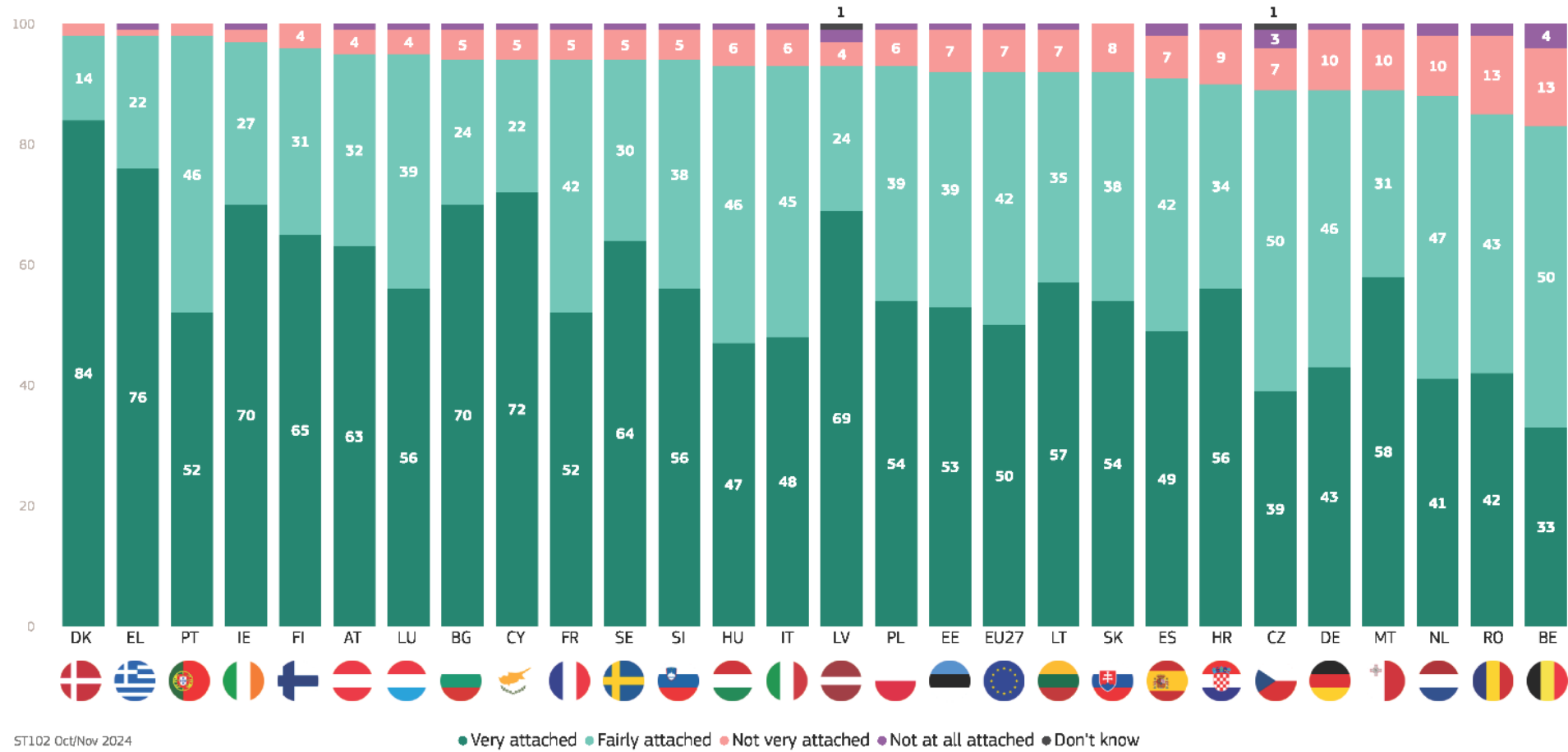
# In all EU Member States, a majority of respondents feel they are citizens of the EU

QC2.1. For each of the following statements, please tell to what extent it corresponds or not to your own opinion:-You feel you are a citizen of the EU (%)



# At least eight in ten respondents feel attached to their country in all EU Member States

QC1.2. Please tell how attached you feel to...-(OUR COUNTRY) (%)

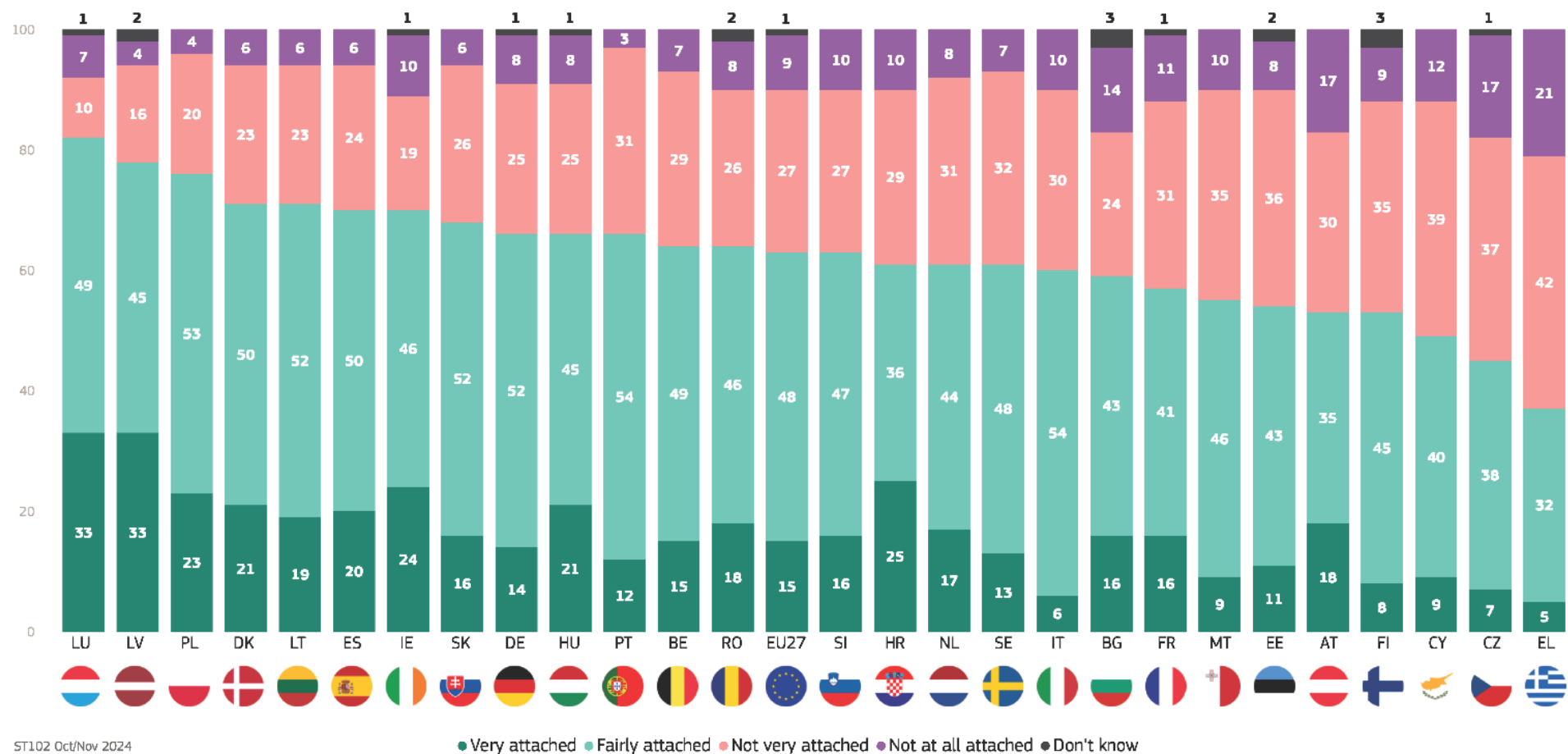


ST102 Oct/Nov 2024

Very attached Fairly attached Not very attached Not at all attached Don't know

# The feeling of attachment to the EU varies considerably between countries: more than three quarters of the respondents feel attached to the EU in Luxembourg (82%) and Latvia (78%), compared to less than half in Greece (37%), Czechia (45%) and Cyprus (49%)

QC1.3. Please tell how attached you feel to...-The European Union (%)



ST102 Oct/Nov 2024

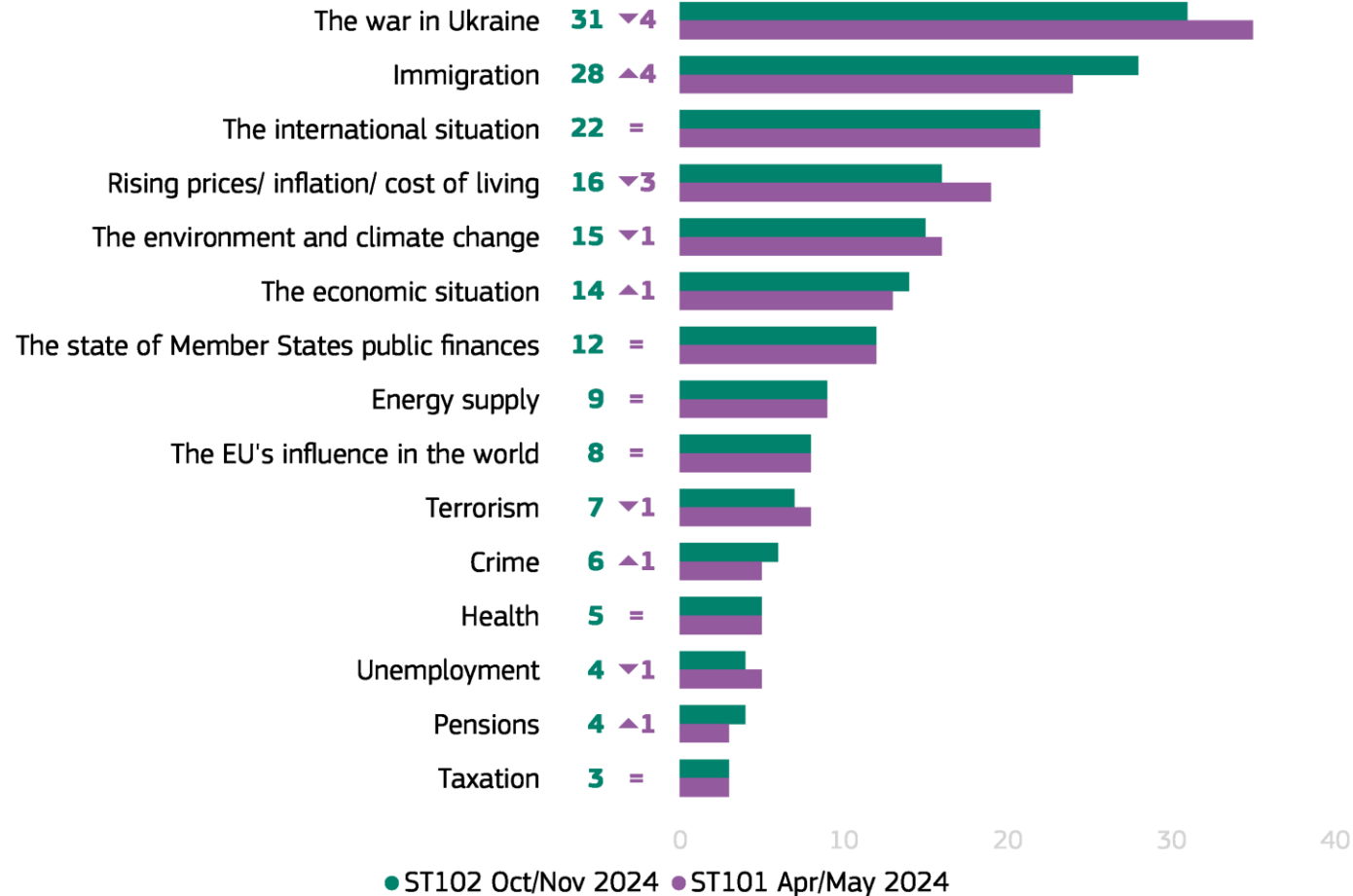
Very attached Fairly attached Not very attached Not at all attached Don't know

# 4

## The main concerns of Europeans

# The war in Ukraine is considered the most important issue facing the EU at the moment (31%, -4 pp since spring 2024)

QA5. What do you think are the two most important issues facing the EU at the moment?  
(MAX. 2 ANSWERS) (EU27) (%)



# The war in Ukraine is considered the most important issue in 17 EU Member States and is among the top three answers in nine other Member States

QA5. What do you think are the two most important issues facing the EU at the moment? (MAX. 2 ANSWERS) (%)

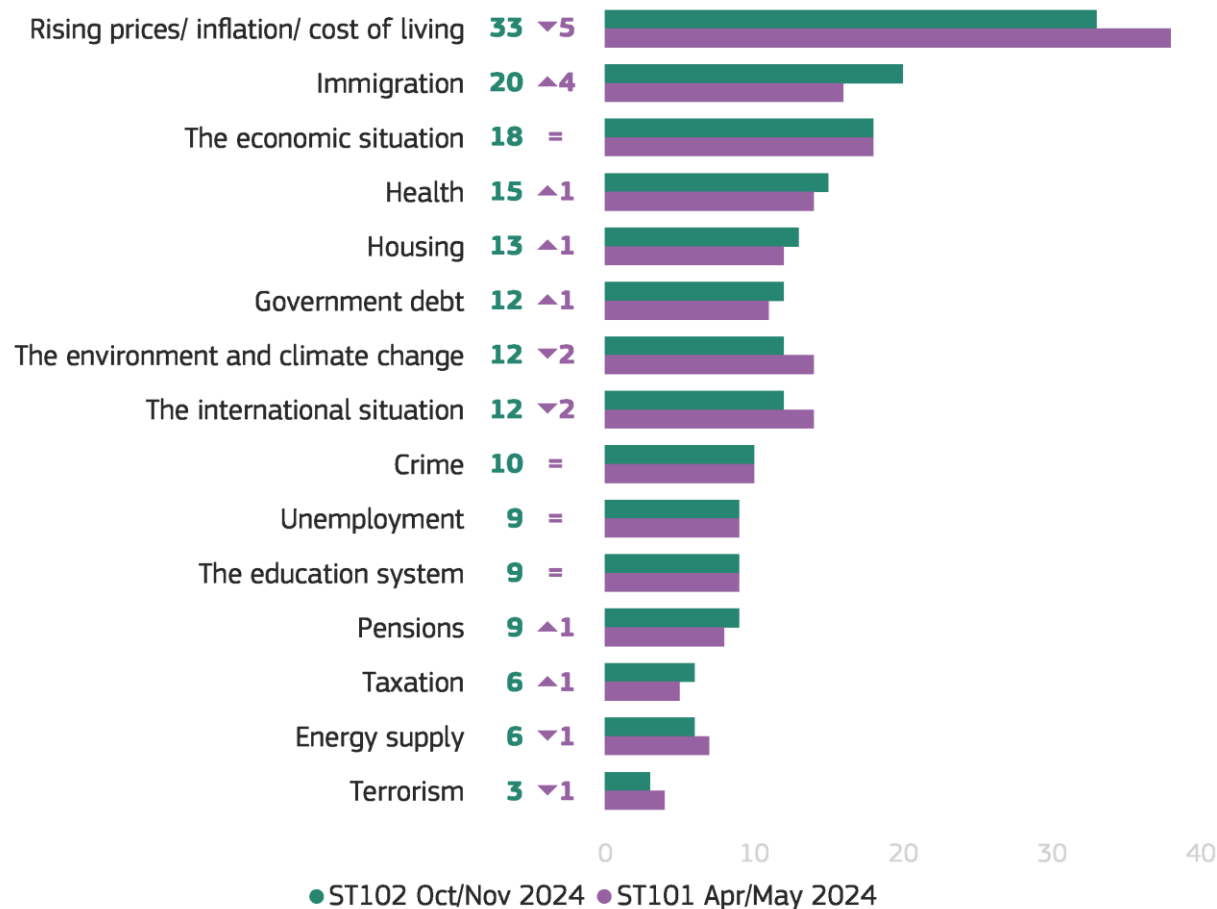
	EU27	AT	BE	BG	CY	CZ	DE	DK	EE	EL	ES	FI	FR	HR	HU	IE	IT	LT	LU	LV	MT	NL	PL	PT	RO	SE	SI	SK
The war in Ukraine	31	28	21	31	33	40	42	51	46	17	27	43	20	35	34	46	23	50	27	52	42	41	24	47	32	50	38	49
Immigration	28	29	32	32	50	29	37	23	18	30	34	17	26	19	26	33	17	21	24	26	24	45	25	19	15	14	32	15
The international situation	22	21	17	24	17	19	22	23	33	26	27	28	19	28	16	15	24	36	23	21	20	21	18	14	19	26	23	24
Rising prices/ inflation/ cost of living	16	19	21	13	21	14	12	9	11	13	16	8	20	24	15	21	21	9	23	17	18	9	20	15	16	5	11	15
The environment and climate change	15	20	18	7	6	10	11	38	6	12	8	25	17	11	14	18	16	7	11	5	15	35	12	11	10	43	10	8
The economic situation	14	20	14	10	13	13	13	8	17	15	17	13	17	14	16	7	18	12	15	16	8	6	10	11	13	9	17	14
The state of Member States public finances	12	12	12	9	6	14	13	4	12	18	8	16	16	15	18	5	12	6	12	5	6	7	10	15	12	4	6	20
Energy supply	9	9	9	12	5	11	8	8	12	18	5	6	8	8	12	8	11	4	10	6	9	4	7	5	11	15	14	14
The EU's influence in the world	8	10	9	8	3	10	8	14	10	12	5	16	7	11	11	7	5	11	8	6	9	16	8	7	8	13	7	8
Terrorism	7	6	9	10	9	9	7	6	4	10	5	5	7	8	8	8	7	6	10	6	6	5	10	8	9	6	7	5
Crime	6	6	10	5	11	5	5	4	2	8	4	6	12	5	4	4	5	2	10	4	6	3	4	5	10	8	8	4
Health	5	4	5	4	2	3	2	2	2	3	7	3	7	2	7	9	7	2	4	3	6	2	7	6	8	1	3	2
Unemployment	4	4	6	4	5	2	2	1	2	5	8	3	3	2	4	2	9	2	5	3	4	1	4	4	5	2	3	4
Pensions	4	3	5	3	1	3	3	0	1	1	4	1	6	3	3	1	7	2	4	2	3	1	4	3	4	0	2	5
Taxation	3	2	5	2	2	2	2	1	4	1	3	1	2	2	2	2	8	4	3	5	2	1	5	2	6	1	3	3

1st Most Frequently Mentioned Item  
 2nd Most Frequently Mentioned Item  
 3rd Most Frequently Mentioned Item

ST102 Oct/Nov 2024

## Rising prices/ inflation/ cost of living (33%) is seen as the most important issue at the national level, despite a five points decrease since spring 2024

QA3. What do you think are the two most important issues facing (OUR COUNTRY) at the moment? (MAX. 2 ANSWERS) (EU27) (%)



# Rising prices/ inflation/ cost of living is the most frequently mentioned item in 17 Member States, with the highest rates in Croatia (63%), Estonia (55%), and Greece (48%)

QA3. What do you think are the two most important issues facing (OUR COUNTRY) at the moment? (MAX. 2 ANSWERS) (%)

	EU27	AT	BE	BG	CY	CZ	DE	DK	EE	EL	ES	FI	FR	HR	HU	IE	IT	LT	LU	LV	MT	NL	PL	PT	RO	SE	SI	SK
Rising prices/ inflation/ cost of living	33	37	33	46	40	38	31	22	52	48	30	19	32	63	45	39	30	36	42	39	43	23	42	43	40	14	21	47
Immigration	20	24	20	8	50	15	35	12	6	14	21	8	17	8	9	22	15	10	14	5	31	37	14	10	5	9	16	7
The economic situation	18	22	8	28	26	20	16	3	25	32	20	27	16	22	26	5	25	15	5	24	8	4	15	13	24	10	11	22
Health	15	10	6	16	7	6	7	26	9	16	19	22	18	7	28	32	12	25	5	26	18	8	18	36	16	16	41	17
Housing	13	7	12	2	14	12	15	3	3	2	35	3	6	13	4	63	3	6	51	3	10	47	8	28	3	2	21	7
Government debt	12	14	17	8	1	28	9	1	10	9	6	24	22	6	16	2	16	7	2	12	7	1	10	2	13	0	7	18
The environment and climate change	12	16	15	5	4	6	13	50	3	6	5	19	13	7	7	7	11	4	10	1	21	36	10	5	7	35	7	8
The international situation	12	12	7	18	7	13	14	32	17	6	6	24	8	10	10	3	12	20	5	15	4	11	17	3	11	17	7	12
Crime	10	9	15	9	10	4	8	9	2	12	6	8	19	15	4	8	7	3	15	2	12	5	4	6	11	40	7	5
Unemployment	9	8	11	9	7	2	4	2	10	17	19	17	10	5	5	3	17	9	8	7	3	1	5	12	7	9	2	5
The education system	9	9	10	7	10	4	11	12	7	9	4	11	11	3	9	4	5	19	8	15	10	10	3	7	12	28	5	6
Pensions	9	7	11	10	7	17	10	5	3	4	7	4	11	17	9	1	11	10	9	12	5	2	7	9	11	2	9	12
Taxation	6	3	11	3	1	5	3	4	24	8	6	5	6	6	4	2	12	15	5	16	1	3	6	11	7	2	12	8
Energy supply	6	9	11	7	1	10	6	7	11	10	2	4	3	3	9	2	9	5	6	4	5	7	8	2	7	11	17	12
Terrorism	3	4	4	1	3	2	5	5	2	1	1	1	4	1	3	1	2	0	2	1	1	2	4	1	3	3	1	2

1st Most Frequently Mentioned Item  
 2nd Most Frequently Mentioned Item  
 3rd Most Frequently Mentioned Item

ST102 Oct/Nov 2024

# 5

## Russia's invasion of Ukraine

# The majority of EU citizens are satisfied with the response of the EU (55%) and of their national government (53%) to Russia's invasion of Ukraine

QD1. In general, how satisfied are you with the response to Russia's invasion of Ukraine by ...? (EU27) (%)

## The European Union



## The (NATIONALITY) Government



● Very satisfied ● Fairly satisfied ● Not very satisfied ● Not at all satisfied ● Don't know

ST102 Oct/Nov 2024

# Among the actions taken by the EU as a response to Russia's invasion of Ukraine, providing humanitarian support to the people affected by the war garners the highest level of support (87%)

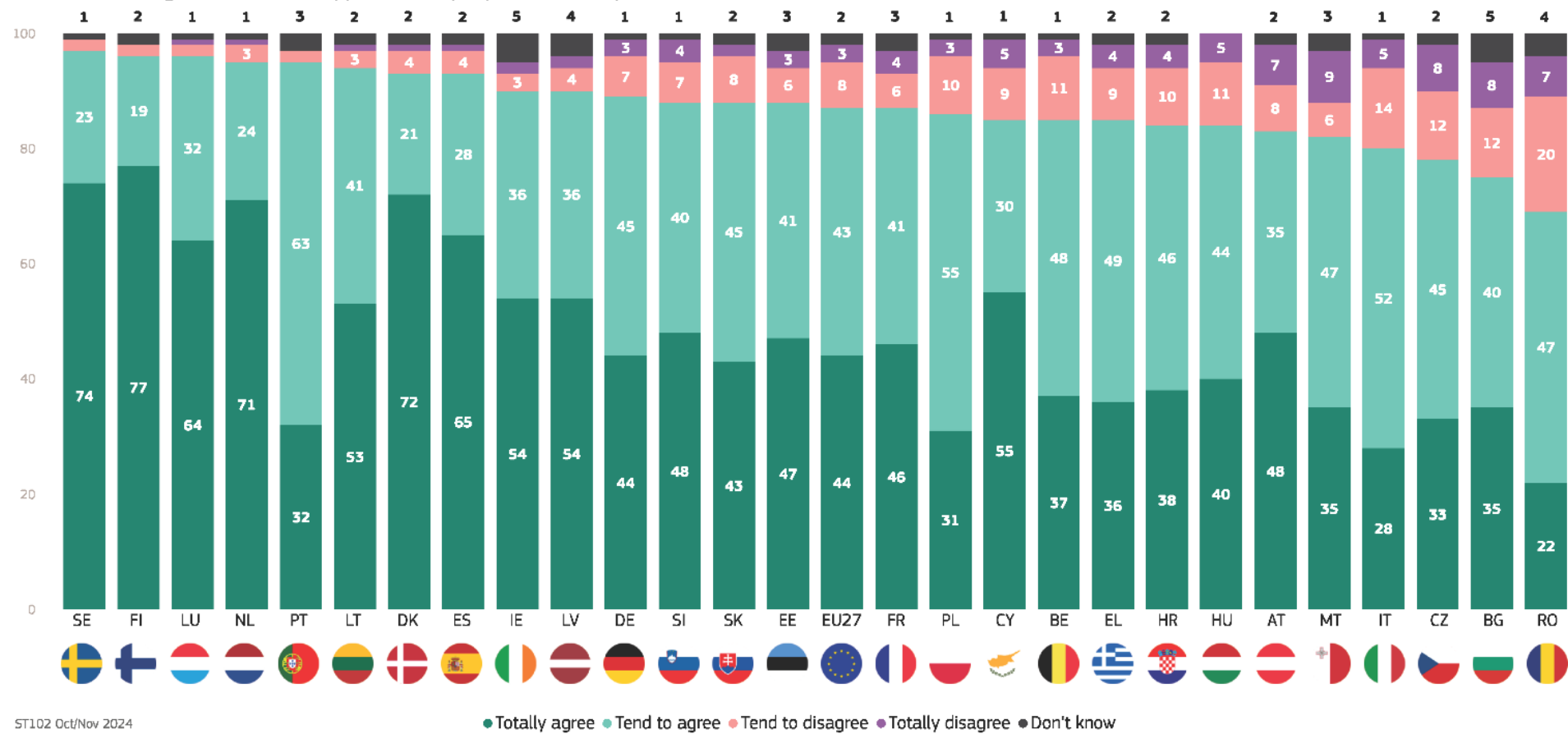
QD2. The EU has taken a series of actions as a response to Russia's invasion of Ukraine. To what extent you agree or disagree with each of these actions taken? (EU27) (%)



ST102 Oct/Nov 2024

# In every EU Member State large majorities of respondents agree with providing humanitarian support to the people affected by the war

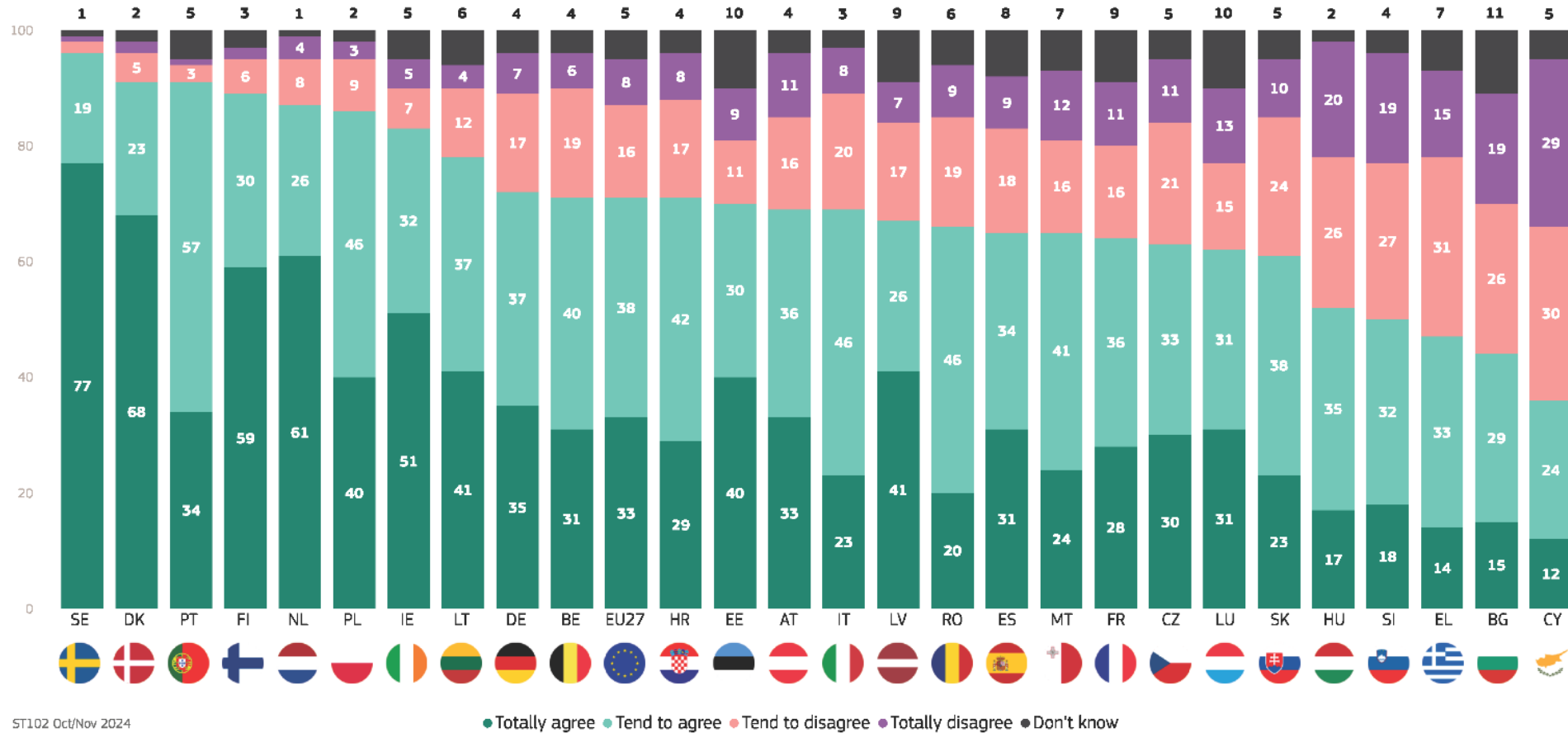
QD2.3. The EU has taken a series of actions as a response to Russia's invasion of Ukraine. To what extent you agree or disagree with each of these actions taken?..-Providing humanitarian support to the people affected by the war (%)



ST102 Oct/Nov 2024

# In all EU Member States but two (Bulgaria and Cyprus), support for imposing economic sanctions on Russian government, companies and individuals is the majority view

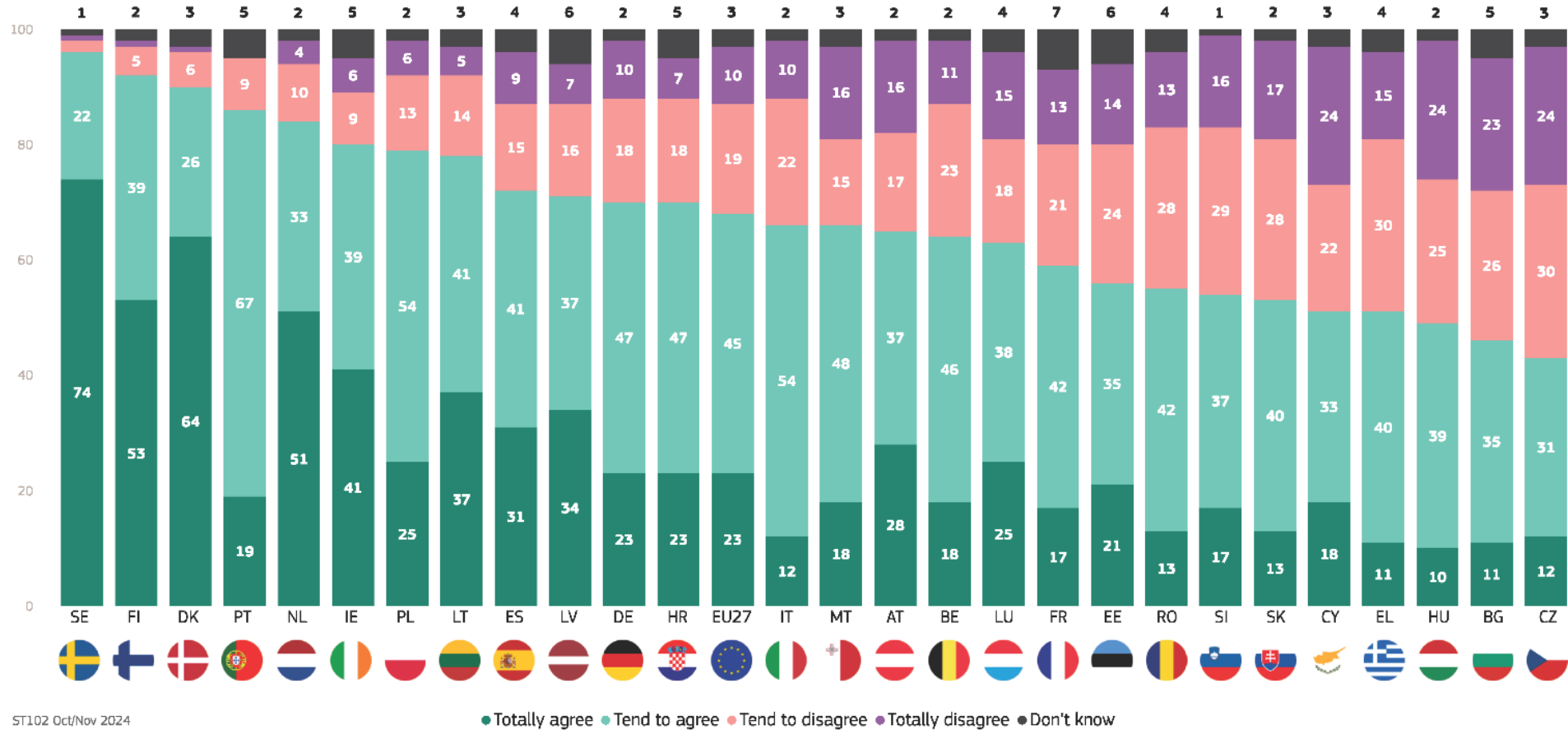
QD2.1. The EU has taken a series of actions as a response to Russia's invasion of Ukraine. To what extent you agree or disagree with each of these actions taken?:-Imposing economic sanctions on Russian government, companies and individuals (%)



ST102 Oct/Nov 2024

# A majority of respondents in 24 EU Member States support providing financial support to Ukraine

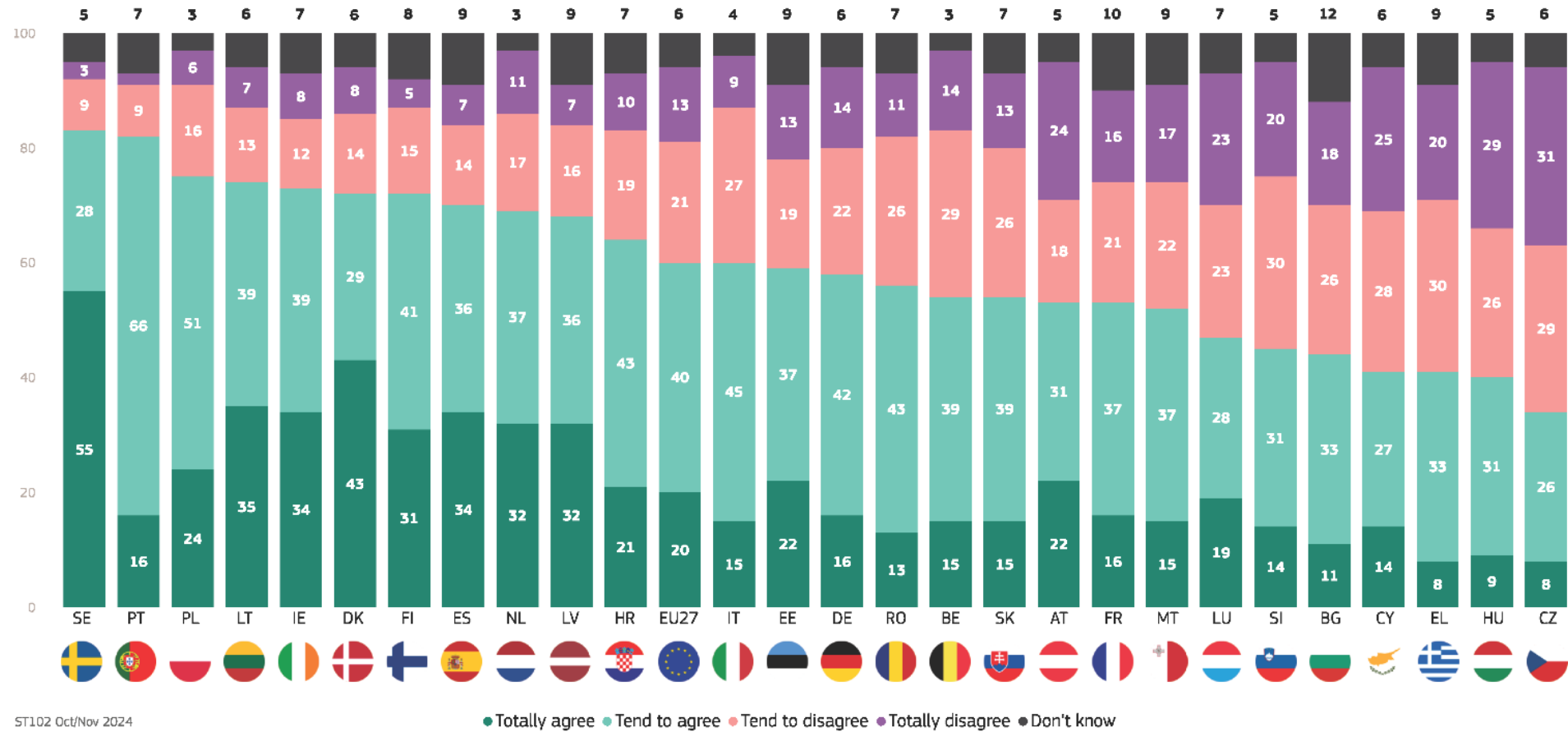
QD2.4. The EU has taken a series of actions as a response to Russia's invasion of Ukraine. To what extent you agree or disagree with each of these actions taken?:-Providing financial support to Ukraine (%)



ST102 Oct/Nov 2024

# Granting candidate status as a potential member of the EU to Ukraine is supported by a majority of respondents in 21 countries

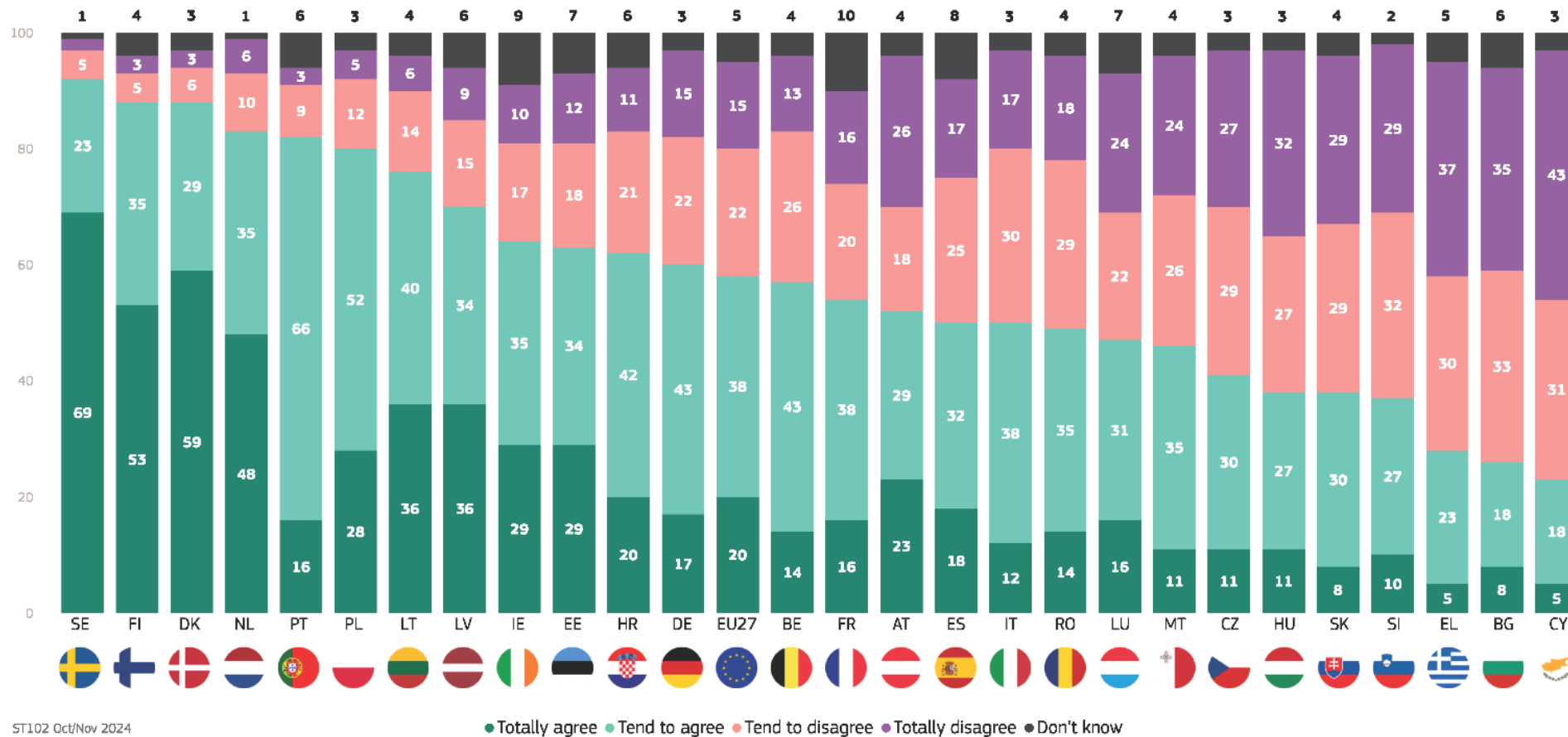
QD2.5. The EU has taken a series of actions as a response to Russia's invasion of Ukraine. To what extent you agree or disagree with each of these actions taken?:-Granting candidate status as a potential Member of the EU to Ukraine (%)



ST102 Oct/Nov 2024

# Support for financing the purchase and supply of military equipment to Ukraine varies considerably between countries: while around nine in ten respondents agree with it in Sweden (92%), Finland and Denmark (both 88%), around one quarter do so in Cyprus (23%) and Bulgaria (26%)

QD2.2. The EU has taken a series of actions as a response to Russia's invasion of Ukraine. To what extent you agree or disagree with each of these actions taken?.-Financing the purchase and supply of military equipment to Ukraine (%)

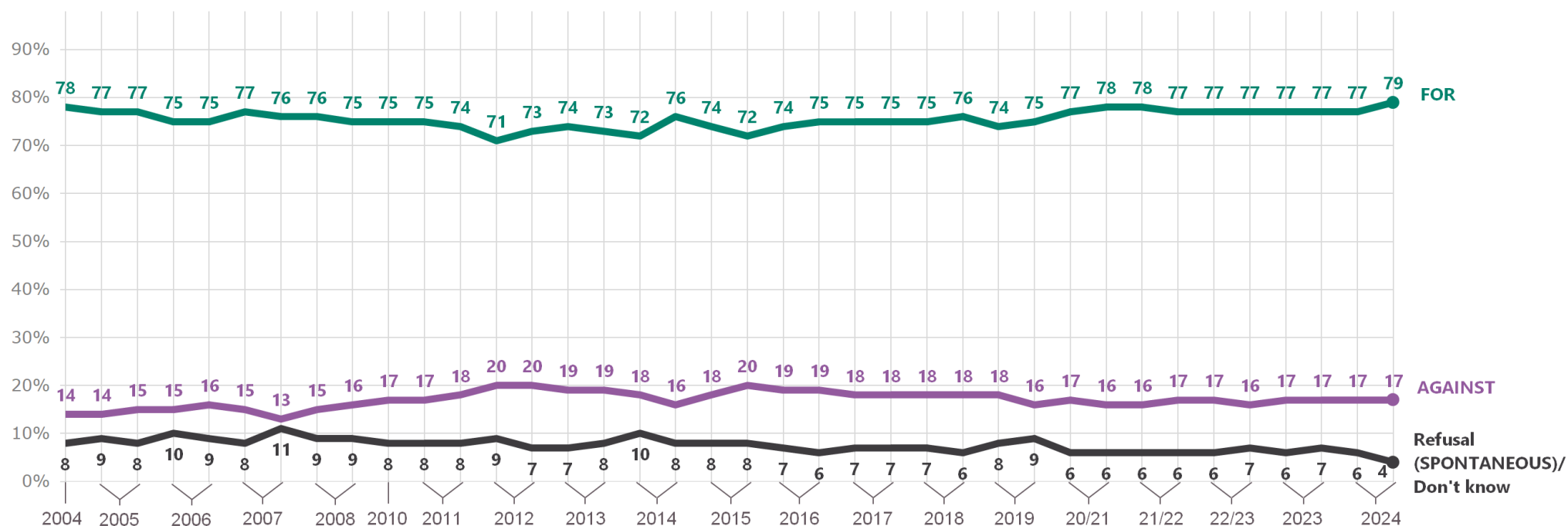


ST102 Oct/Nov 2024

## Almost eight in ten respondents (79%) are in favour of a common defence and security policy among EU Member States, the highest result over the last twenty years

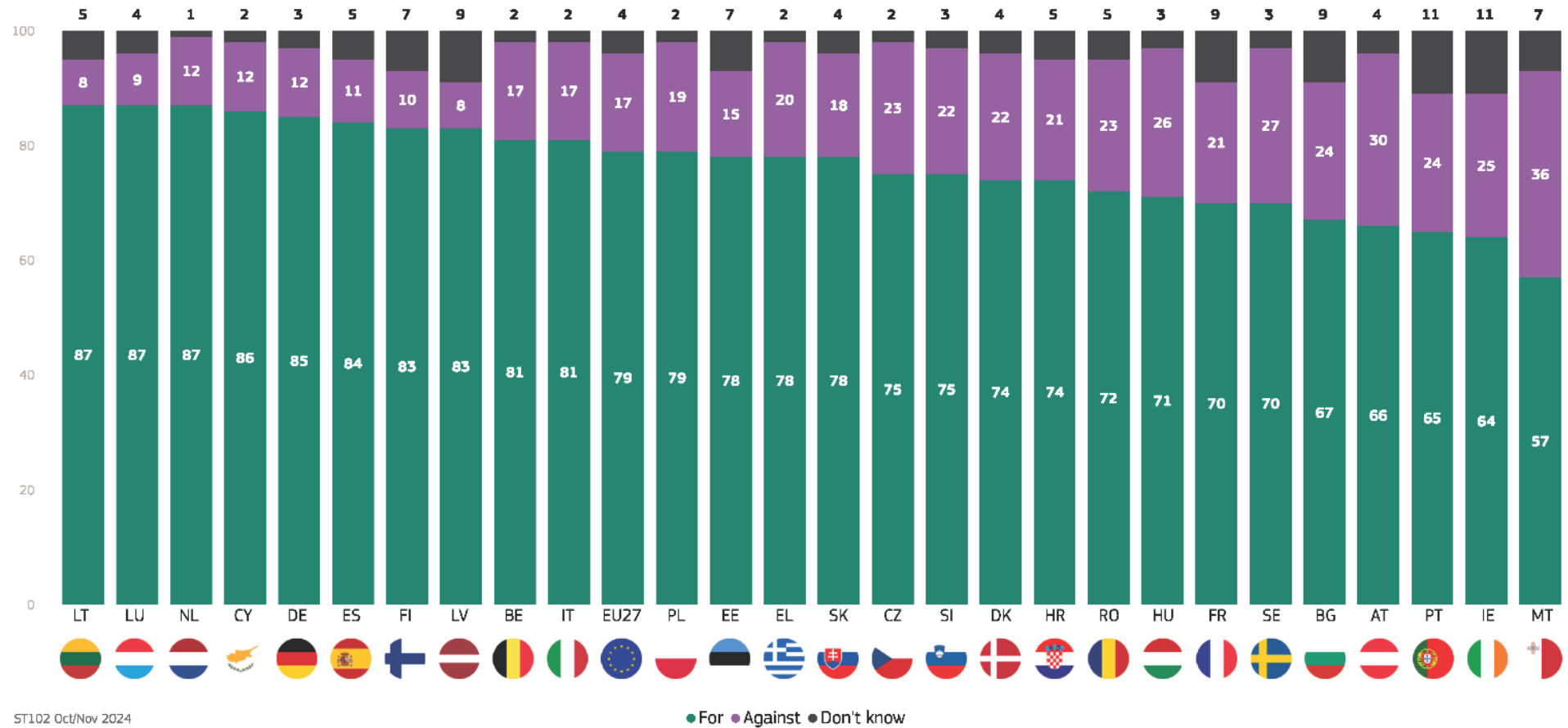
**QB1.2** What is your opinion on each of the following statements? Please tell for each statement, whether you are for it or against it.

**A common defence and security policy among EU Member States (% - EU)**



# In 22 EU countries, at least seven in ten respondents are for a common defence and security policy among EU Member States, with the highest shares in Lithuania, Luxembourg and the Netherlands (87% each)

QB1.2. What is your opinion on each of the following statements? Please tell for each statement, whether you are for it or against it: -A common defence and security policy among EU Member States (%)



ST102 Oct/Nov 2024

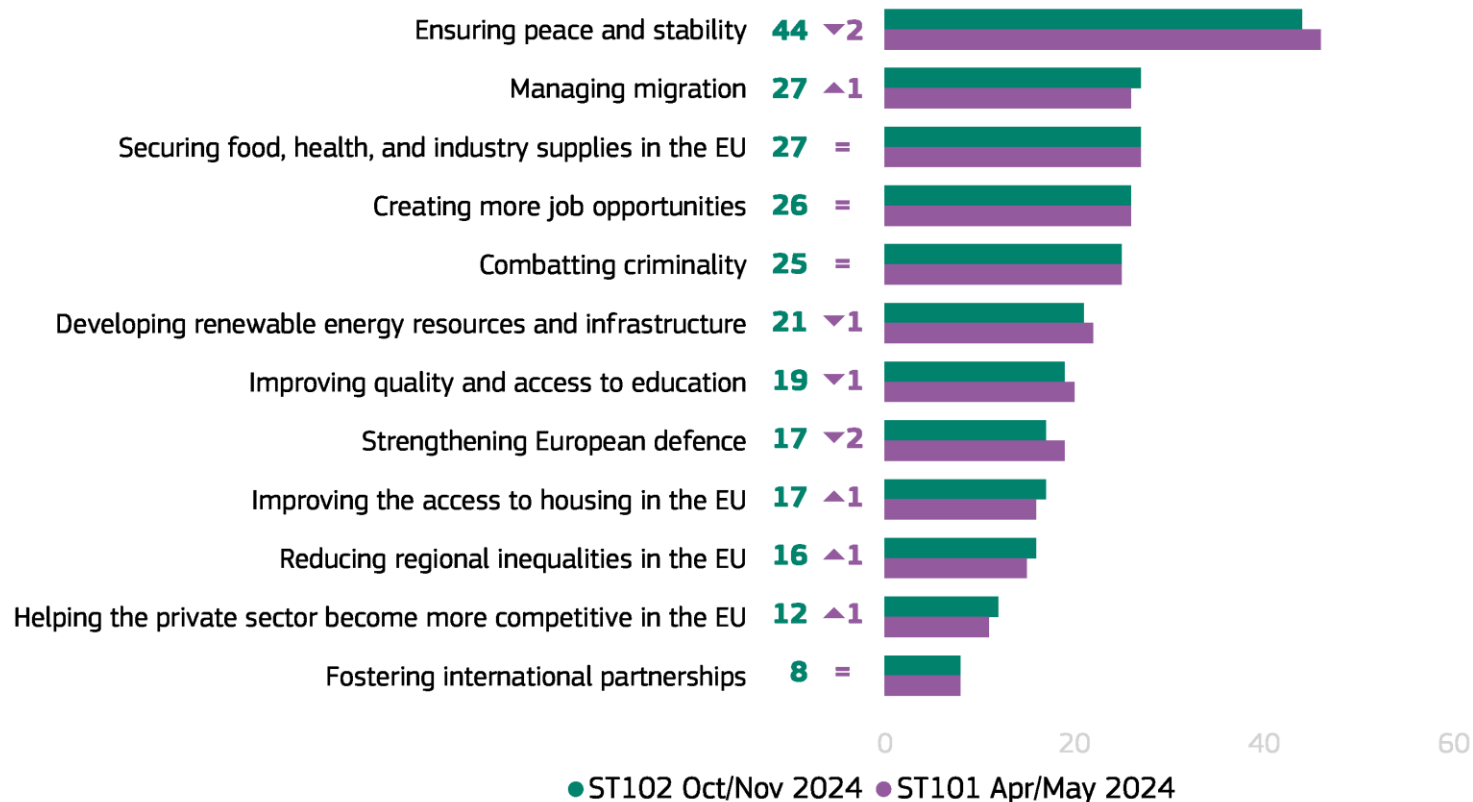
● For ● Against ● Don't know

# 6

## EU policies and priorities

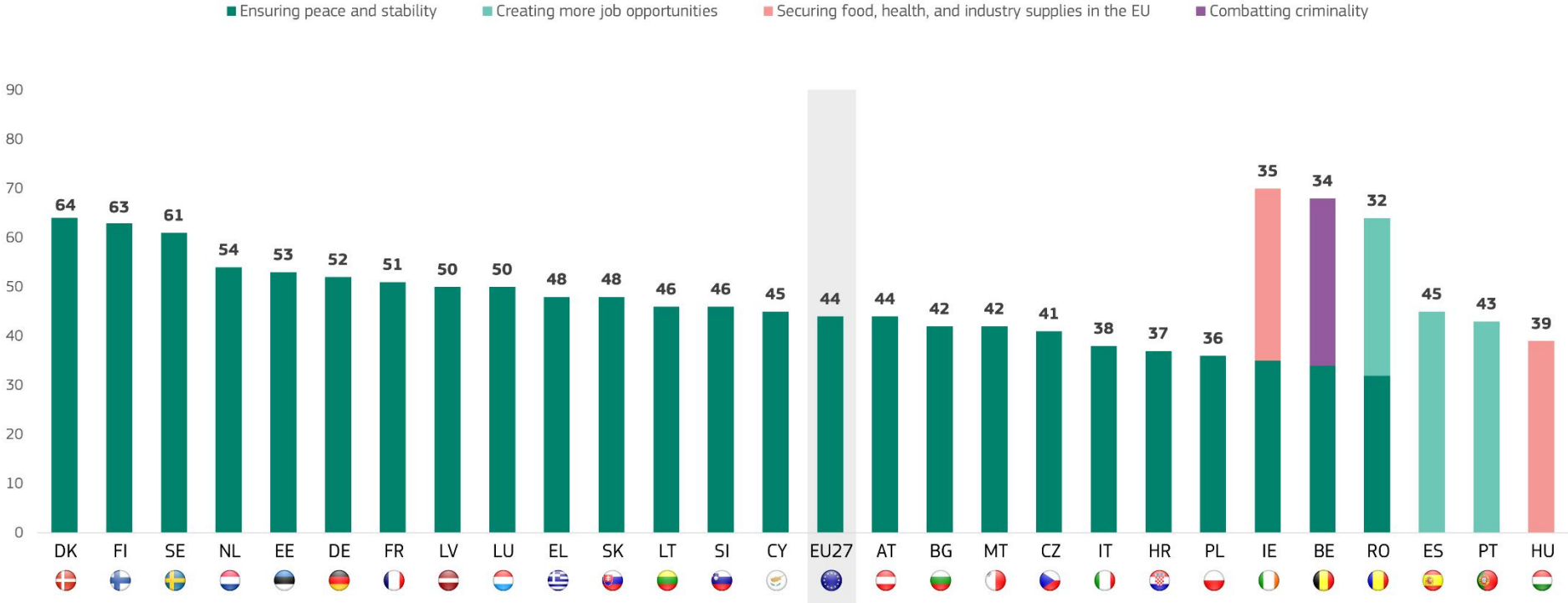
## Respondents consider that ensuring peace and stability (44%, -2 pp), managing migration (27%, +1 pp) and securing food, health, and industry supplies in the EU (27%, =) would have the highest positive impact on their life in the short term

QB7ab. Which of the following actions at the EU level do you think would have the highest positive impact on your life in the short term, i.e. in the next year? First? And then? (EU27) (%)



# Ensuring peace and stability ranks first in 21 EU Member States and shares first place in Belgium, Ireland and Romania

QB7ab. Which of the following actions at the EU level do you think would have the highest positive impact on your life in the short term, i.e. in the next year? First? And then? (%)



ST102 Oct/Nov 2024

## Ensuring peace and stability is among the top three answers in all the EU Member States. Its highest figures can be observed in Denmark (64%), Finland (63%), and Sweden (61%)

QB7ab. Which of the following actions at the EU level do you think would have the highest positive impact on your life in the short term, i.e. in the next year? First? And then? (%)

	EU27	AT	BE	BG	CY	CZ	DE	DK	EE	EL	ES	FI	FR	HR	HU	IE	IT	LT	LU	LV	MT	NL	PL	PT	RO	SE	SI	SK
Ensuring peace and stability	44	44	34	42	45	41	52	64	53	48	32	63	51	37	36	35	38	46	50	50	42	54	36	33	32	61	46	48
Managing migration	27	33	29	14	42	32	38	25	17	22	25	15	29	13	20	34	30	18	26	10	24	35	17	13	15	23	33	17
Securing food, health, and industry supplies in the EU	27	41	27	26	20	27	34	23	24	35	21	31	21	36	39	35	21	30	22	23	33	26	23	34	26	37	38	38
Creating more job opportunities	26	21	22	33	38	17	13	10	33	45	45	22	25	26	25	25	36	31	18	33	22	5	23	43	32	18	17	26
Combatting criminality	25	26	34	21	25	17	22	28	8	29	19	27	32	24	14	21	31	11	33	11	29	20	17	24	22	44	21	17
Developing renewable energy resources and infrastructure	21	22	21	19	24	19	23	38	12	26	11	24	17	28	28	22	25	12	16	11	30	32	23	12	22	40	20	24
Improving quality and access to education	19	18	21	15	20	14	16	11	16	22	25	17	24	17	19	18	15	20	20	20	23	21	17	24	21	13	11	20
Strengthening European defence	17	14	19	15	17	19	16	30	27	11	8	23	14	14	19	10	19	28	18	24	9	23	28	11	22	12	10	14
Improving the access to housing in the EU	17	16	18	7	19	24	16	7	16	9	32	5	16	19	15	34	10	16	29	15	10	24	16	31	17	10	19	17
Reducing regional inequalities in the EU	16	13	14	30	5	21	12	20	19	13	18	16	15	22	20	12	16	24	13	23	7	7	14	32	24	9	12	32
Helping the private sector become more competitive in the EU	12	12	10	16	8	13	9	12	15	21	8	13	9	21	18	10	17	7	12	13	13	6	16	9	19	7	13	13
Fostering international partnerships	8	10	7	9	4	6	5	11	8	6	7	7	5	10	9	6	12	6	6	11	8	5	13	4	10	8	6	9

1st Most Frequently Mentioned Item

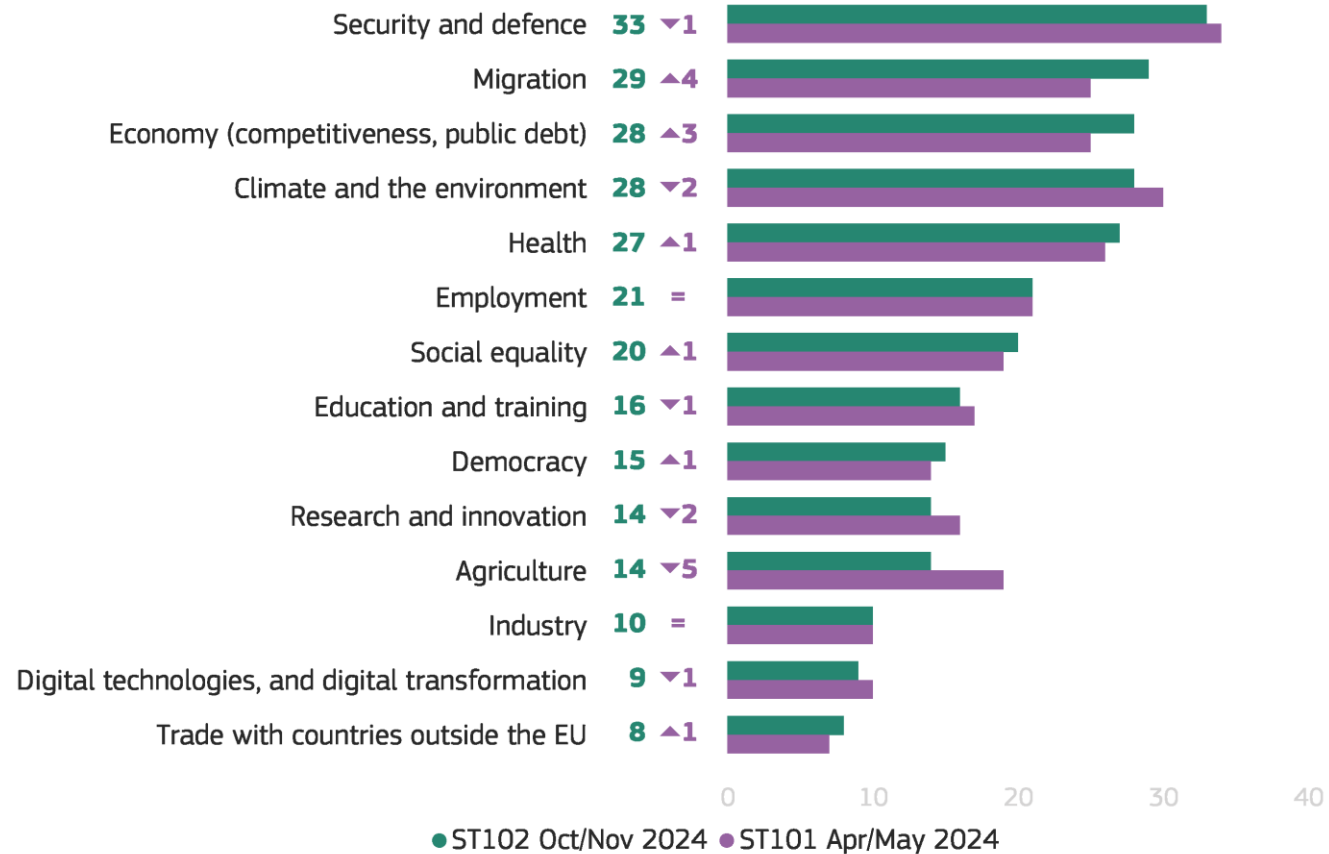
2nd Most Frequently Mentioned Item

3rd Most Frequently Mentioned Item

ST102 Oct/Nov 2024

## Security and defence (33%) and migration (29%) are the first two areas in which European citizens expect the EU to take measures in the medium term

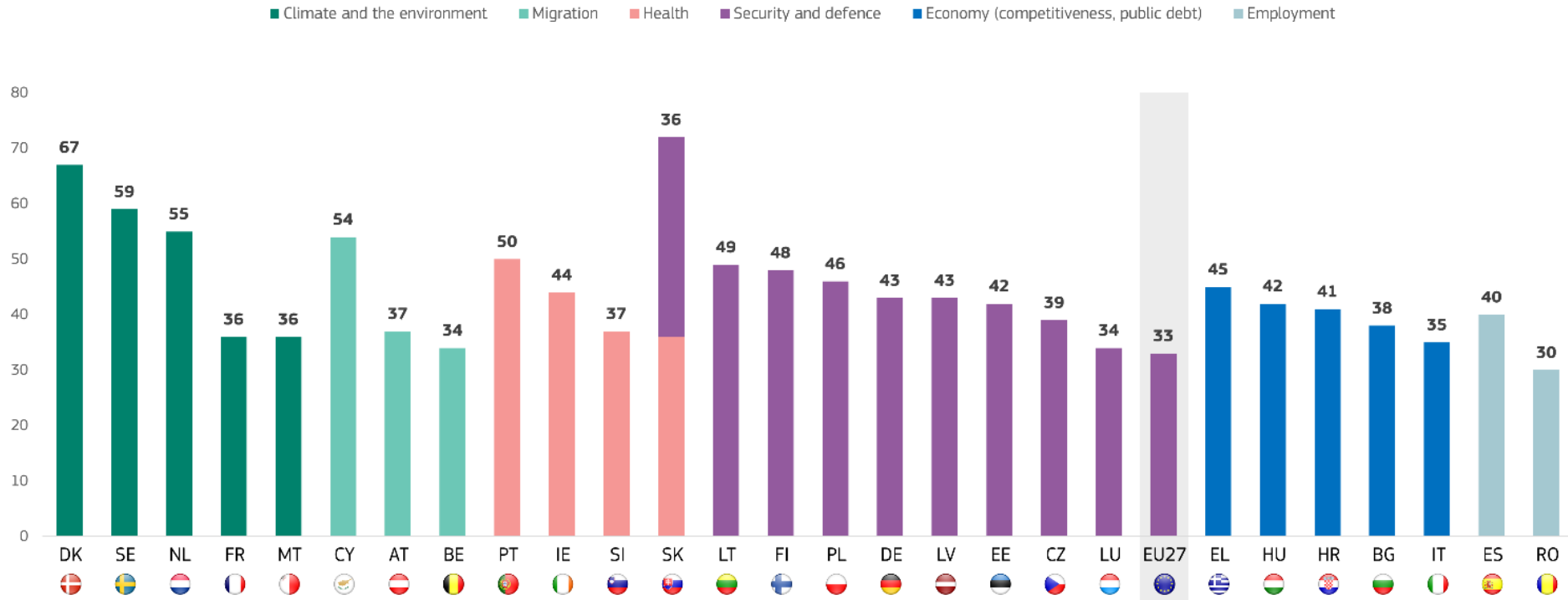
QB6ab. In your opinion, in which of the following areas should the EU take measures in the medium term, i.e. in the next five years? Firstly? And then? (EU27) (%)



ST102 Oct/Nov 2024

# Security and defence is the top priority in eight EU Member States, followed by climate and environment in five, and the economy (competitiveness, public debt) in five

QB6ab. In your opinion, in which of the following areas should the EU take measures in the medium term, i.e. in the next five years? Firstly? And then? (%)



ST102 Oct/Nov 2024

# The highest shares for security and defence can be observed in Lithuania (49%), Finland (48%), and Poland (46%). Migration is the first answer given in Cyprus (54%), Austria (37%), and Belgium (34%)

QB6ab. In your opinion, in which of the following areas should the EU take measures in the medium term, i.e. in the next five years? Firstly? And then? (%)

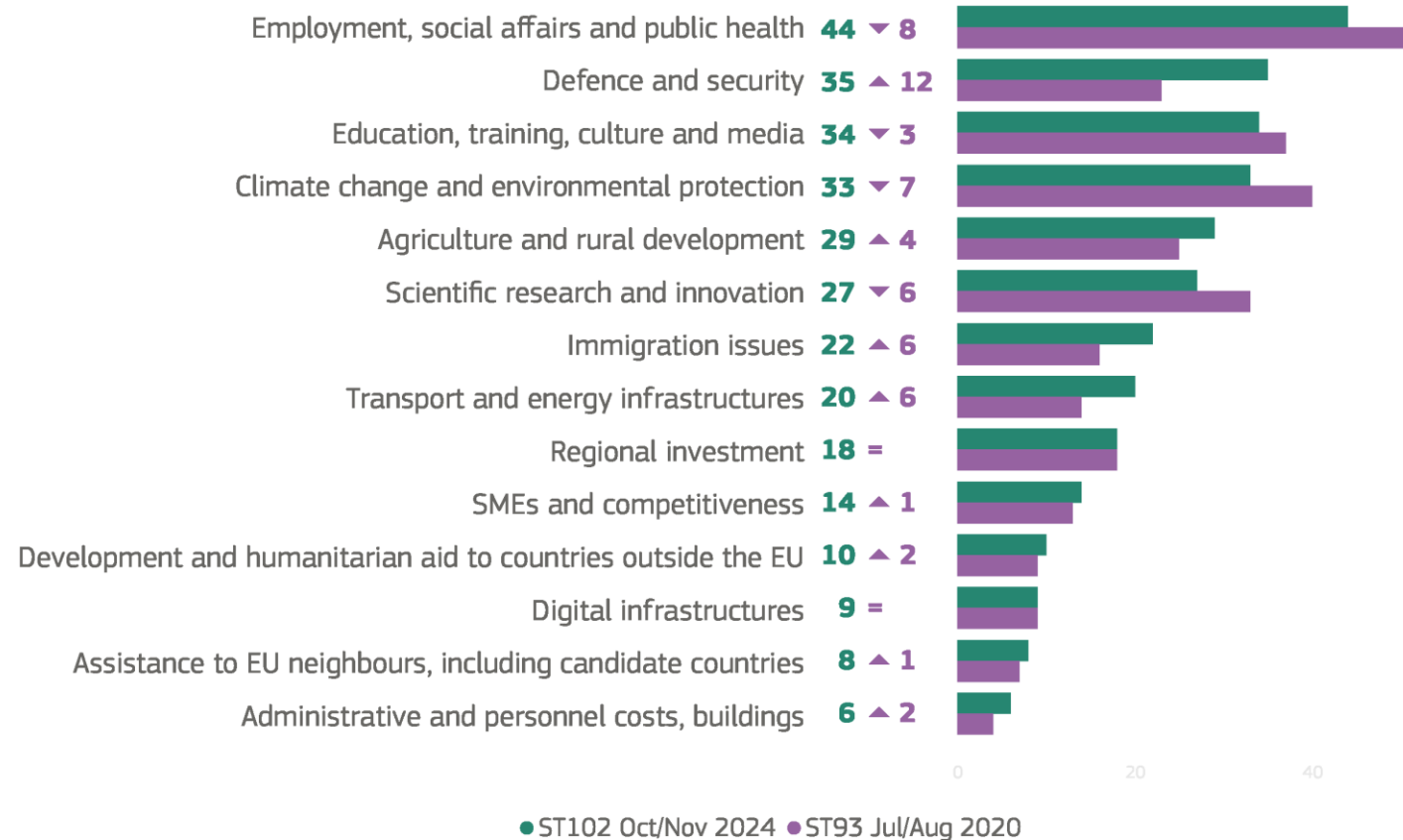
	EU27	AT	BE	BG	CY	CZ	DE	DK	EE	EL	ES	FI	FR	HR	HU	IE	IT	LT	LU	LV	MT	NL	PL	PT	RO	SE	SI	SK
Security and defence	33	29	28	26	36	39	43	42	42	19	12	48	33	30	29	19	32	49	34	43	19	40	46	23	29	35	22	36
Migration	29	37	34	19	54	34	39	26	16	26	33	12	27	17	25	41	28	17	29	13	32	43	19	13	10	31	33	19
Economy (competitiveness, public debt)	28	33	26	38	32	29	22	17	41	45	28	40	29	41	42	22	35	27	20	35	21	18	20	25	27	25	31	34
Climate and the environment	28	34	30	14	15	16	28	67	11	16	13	41	36	22	24	29	27	11	30	8	36	55	21	17	14	59	21	24
Health	27	22	25	29	38	25	17	20	22	42	38	15	34	16	34	44	24	33	27	36	33	14	28	50	23	9	37	36
Employment	21	18	23	21	24	12	11	9	19	44	40	17	19	18	17	22	27	19	19	18	15	7	17	47	30	12	14	16
Social equality	20	22	19	29	19	17	21	21	17	21	25	18	19	21	19	16	12	27	26	22	12	23	14	38	19	26	19	21
Education and training	16	15	19	15	23	11	13	11	17	20	21	17	21	21	15	21	14	27	25	22	23	12	11	18	17	13	12	16
Democracy	15	15	13	9	15	9	24	15	7	15	14	18	10	8	17	9	12	6	13	7	16	16	16	7	16	33	8	11
Research and innovation	14	12	13	8	7	19	15	17	14	10	15	18	10	10	9	9	24	11	13	9	15	13	11	9	13	19	11	11
Agriculture	14	16	18	16	12	13	10	13	18	17	12	13	21	29	17	11	9	17	13	18	17	10	13	11	25	10	29	28
Industry	10	8	7	19	2	21	10	3	16	7	9	7	9	19	12	9	8	10	6	17	5	2	12	8	21	6	10	13
Digital technologies, and digital transformation	9	13	8	10	5	10	12	13	11	7	6	6	4	15	10	8	14	8	7	8	7	12	11	7	12	6	7	10
Trade with countries outside the EU	8	14	7	9	3	7	8	10	11	3	6	7	5	11	11	10	10	5	5	8	10	5	12	6	10	7	7	9

1st Most Frequently Mentioned Item  
 2nd Most Frequently Mentioned Item  
 3rd Most Frequently Mentioned Item

ST102 Oct/Nov 2024

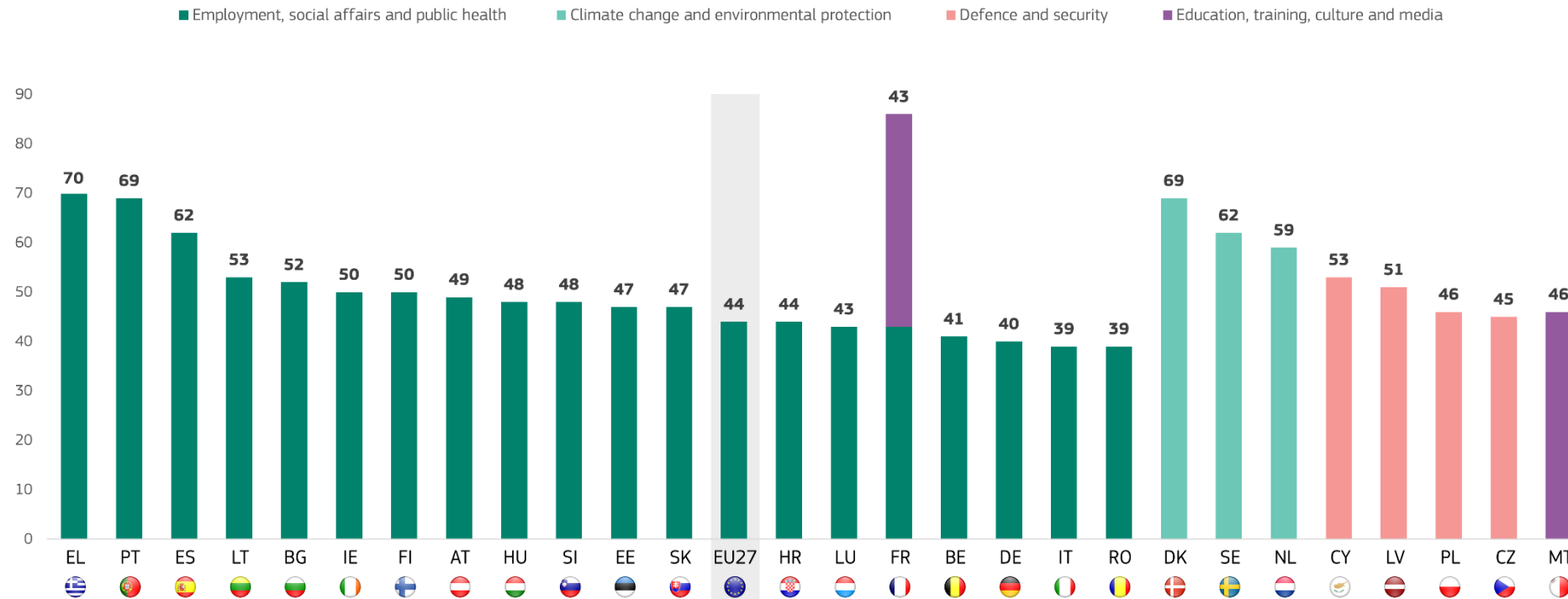
## Employment, social affairs and public health remains the field in which EU citizens would like EU budget to be spent the most (44%), despite an eight points decrease since summer 2020

QF3ab. And on which of the following would you like EU budget to be spent? Firstly?  
Any others? (EU27) (%)



# Employment, social affairs and public health is the top priority in 18 EU Member States and shares first place in France

QF3ab. And on which of the following would you like EU budget to be spent? Firstly? Any others? (%)



ST102 Oct/Nov 2024

# Employment, social affairs and public health ranks in the top three answers in all Member States except in Denmark and the Netherlands

QF3ab. And on which of the following would you like EU budget to be spent? Firstly? Any others? (%)

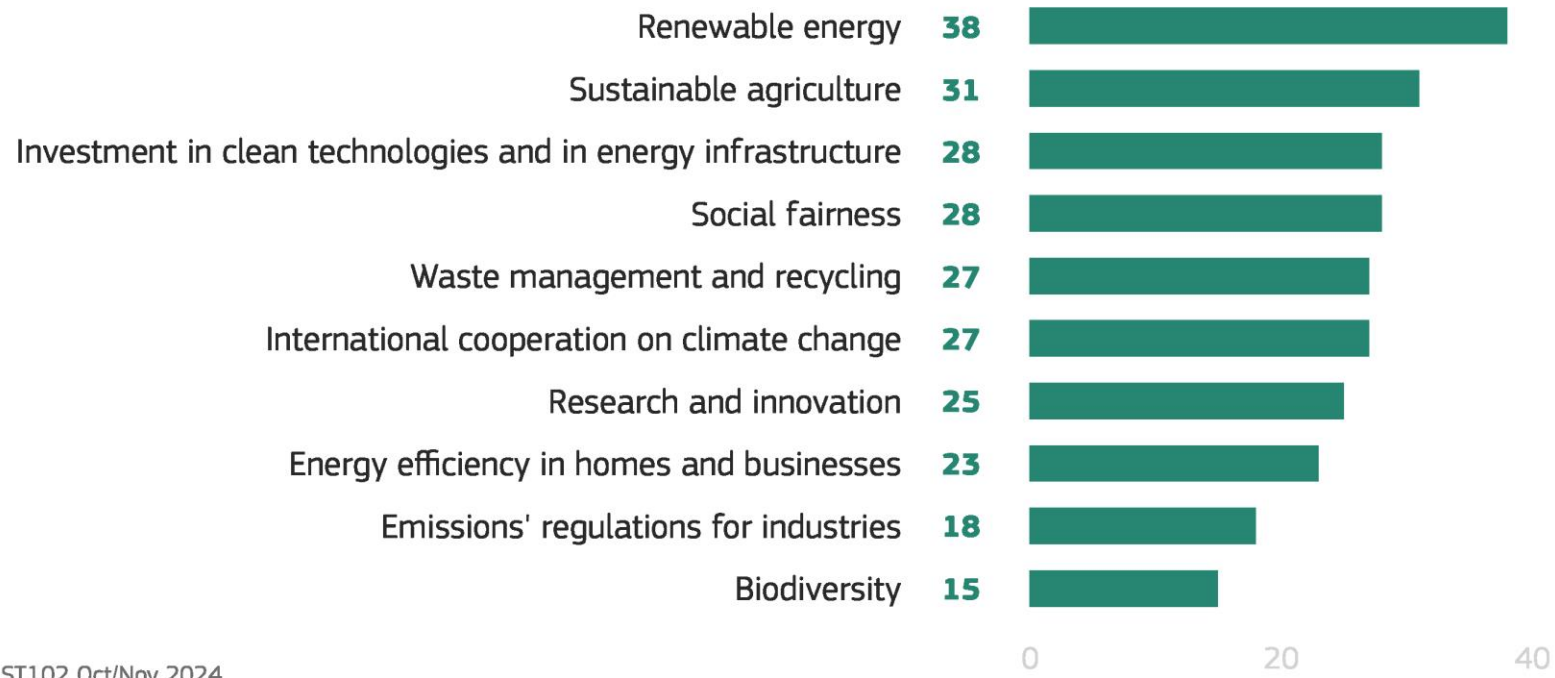
	EU27	AT	BE	BG	CY	CZ	DE	DK	EE	EL	ES	FI	FR	HR	HU	IE	IT	LT	LU	LV	MT	NL	PL	PT	RO	SE	SI	SK
Employment, social affairs and public health	44	49	41	52	50	35	40	34	47	70	62	50	43	44	48	50	39	53	43	47	39	34	32	69	39	47	48	47
Defence and security	35	29	36	25	53	45	38	49	43	23	14	49	39	24	34	20	33	46	38	51	17	46	46	33	33	34	15	31
Education, training, culture and media	34	25	36	32	48	25	28	29	39	50	50	19	43	30	28	42	26	43	39	40	46	40	21	51	35	24	31	34
Climate change and environmental protection	33	43	34	18	33	18	31	69	15	33	27	45	36	33	31	31	34	20	28	13	39	59	26	27	19	62	27	28
Agriculture and rural development	29	37	28	35	35	32	26	21	37	53	24	32	35	41	36	24	22	32	29	37	16	14	24	32	36	28	46	44
Scientific research and innovation	27	20	26	14	19	30	24	40	24	27	34	38	26	20	18	18	36	21	24	24	25	31	15	24	18	43	24	22
Immigration issues	22	18	30	14	35	18	22	25	11	19	24	12	22	13	24	32	31	16	19	13	21	30	18	10	12	18	9	17
Transport and energy infrastructures	20	27	17	19	10	29	28	24	18	14	16	20	11	23	25	28	21	16	12	21	24	21	17	11	25	29	22	28
Regional investment	18	31	18	26	2	23	21	10	18	8	10	22	14	19	22	21	18	28	14	21	24	13	20	16	24	18	13	32
SMEs and competitiveness	14	21	12	24	17	20	19	6	13	38	13	20	14	25	15	11	11	3	14	11	6	7	7	18	14	11	20	9
Development and humanitarian aid to countries outside the EU	10	15	13	6	7	6	6	16	5	8	11	4	9	14	15	12	12	5	11	4	8	13	14	10	10	15	5	9
Digital infrastructures	9	11	8	8	4	10	15	11	9	7	4	8	4	9	8	8	12	6	4	10	10	11	10	5	13	7	7	11
Assistance to EU neighbours, including candidate countries	8	9	8	8	3	6	4	9	10	5	10	6	4	15	15	10	10	7	11	6	7	6	13	8	14	8	8	12
Administrative and personnel costs, buildings	6	8	7	9	4	4	5	2	8	3	3	1	5	11	7	7	10	3	5	3	5	2	11	5	14	2	2	7

1st Most Frequently Mentioned Item  
 2nd Most Frequently Mentioned Item  
 3rd Most Frequently Mentioned Item

ST102 Oct/Nov 2024

## Close to four in ten (38%) respondents would like to see the EU prioritise the domain of renewable energy in its actions, while close to one in three (31%) would like to see the EU prioritise sustainable agriculture

QB8ab. The EU is addressing environmental and climate change issues while promoting prosperity and competitiveness at the same time. Considering this, which of the following domains would you like to see prioritised by EU actions? First? And then? (EU27) (%)



ST102 Oct/Nov 2024

# Renewable energy ranks among the top three domains which respondents would like to see prioritised by EU action in 24 EU Member States

QB8ab. The EU is addressing environmental and climate change issues while promoting prosperity and competitiveness at the same time. Considering this, which of the following domains would you like to see prioritised by EU actions? First? And then? (%)

	EU27	AT	BE	BG	CY	CZ	DE	DK	EE	EL	ES	FI	FR	HR	HU	IE	IT	LT	LU	LV	MT	NL	PL	PT	RO	SE	SI	SK
Renewable energy	38	41	32	20	51	31	44	47	23	36	44	40	39	36	33	45	43	32	34	30	44	23	28	39	35	39	38	30
Sustainable agriculture	31	36	32	35	26	33	27	35	26	35	30	39	44	34	30	20	22	22	34	38	23	33	20	33	34	30	43	36
Investment in clean technologies and in energy infrastructure	28	27	27	25	27	27	27	31	25	33	22	37	19	29	29	25	37	24	27	19	32	36	24	33	29	34	26	29
Social fairness	28	33	31	40	40	26	37	22	23	39	28	23	26	26	17	24	16	28	25	38	12	21	31	30	25	21	24	33
Waste management and recycling	27	32	23	29	24	29	22	26	38	25	25	18	34	40	39	31	28	34	25	29	27	16	33	22	27	24	30	36
International cooperation on climate change	27	34	29	18	29	19	34	47	17	31	19	35	23	26	29	23	23	17	27	14	31	42	27	21	24	50	21	28
Research and innovation	25	17	22	14	20	33	27	32	25	19	33	33	20	13	14	20	32	22	28	22	23	25	20	10	21	33	17	16
Energy efficiency in homes and businesses	23	16	23	41	37	23	15	11	29	32	26	10	19	39	44	38	30	21	19	29	28	20	27	33	29	9	25	29
Emissions' regulations for industries	18	18	23	16	7	16	13	11	17	20	13	23	16	14	26	15	25	30	15	6	21	32	19	17	20	25	13	23
Biodiversity	15	17	17	14	5	12	12	19	14	16	11	12	24	17	14	17	12	15	18	12	10	18	11	12	16	22	11	14

1st Most Frequently Mentioned Item  
 2nd Most Frequently Mentioned Item  
 3rd Most Frequently Mentioned Item

ST102 Oct/Nov 2024

# Key takeaways

# Key takeaways

## Support for the EU has slightly improved

In this new Standard Eurobarometer of autumn 2024 (ST102), **EU support indicators have slightly increased or have remained unchanged at a high level compared to spring 2024.**

Trust in the EU has increased and has reached its highest level since 2007. In the meantime, trust in national governments has remained stable. This results in the largest gap between trust in the EU and trust in national governments since autumn 2009.

The positive image of the EU has remained stable, while the negative image has slightly decreased.

## Record support for the euro

**Support for a European economic and monetary union with one single currency, the euro, has risen to its highest level since the introduction of coins and banknotes in 2002.**

In the euro area, more than four out of five respondents are in favour of the euro.

## In all EU Member States, large majorities of respondents feel they are citizens of the EU

**Almost three quarters of respondents say they feel they are citizens of the EU**, and this feeling is shared by a majority of respondents in all EU Member States.

More than half of the respondents feel attached to the EU in 24 Member States, while a majority of respondents in Greece, Czechia and Cyprus answer the opposite.

Attachment to one's country remains the strongest opinion, with more than eight out of ten respondents in all EU Member States feeling this way.

# Key takeaways

## The war in Ukraine and the cost of living continue to be the main concerns of Europeans

The war in Ukraine is seen as the most important issue at EU level, followed by immigration, while the international situation remains third. The war in Ukraine ranks first in 17 Member States.

**Rising prices/ inflation/ cost of living is still considered as the most important issue facing the country**, despite a five-point decrease since spring 2024. Immigration is now in second place, followed by the economic situation.

## EU citizens are largely in favour of supporting Ukraine and its people

More than half of Europeans are satisfied with the EU's response to Russia's invasion of Ukraine.

**More than two thirds agree with providing humanitarian support to the people affected by the war in all the EU Member States**, while more than half in 24 countries agree with providing financial support to Ukraine. These shares have slightly decreased since spring 2024.

## The international context shapes the priorities of EU citizens

Security and defence is the first area in which the EU is expected to take action in the medium term, mentioned by one third of respondents. Migration ranks second.

When it comes to EU actions that citizens think would have the highest positive impact on their life in the next year, **four in ten mention ensuring peace and stability**.

**Employment, social affairs and public health** is the area where respondents would most like to see the EU budget spent.